

## SECTION CONTENTS

<b>General Information</b> .....	2-3
ADA Guidelines .....	2
Construction Details .....	3
<b>ADA Cabinets</b> .....	4-15
ADA Sink Base Cabinets.....	4-7
ADA Specialty Base Cabinets .....	8
ADA Aprons & Apron Rails.....	8-12
ADA Table Frame Assemblies .....	12-14
Adjustable Height Tables.....	14
ADA Safety Center Cabinets.....	15
<b>ADA Cabinet Index</b> .....	16



**Wood-Metal Industries**

A Division of Wood-Mode Incorporated • 570.374.1176 • Fax 570.374.5010

Product Specifications  
are subject to change without notice.

## ADA GUIDELINES

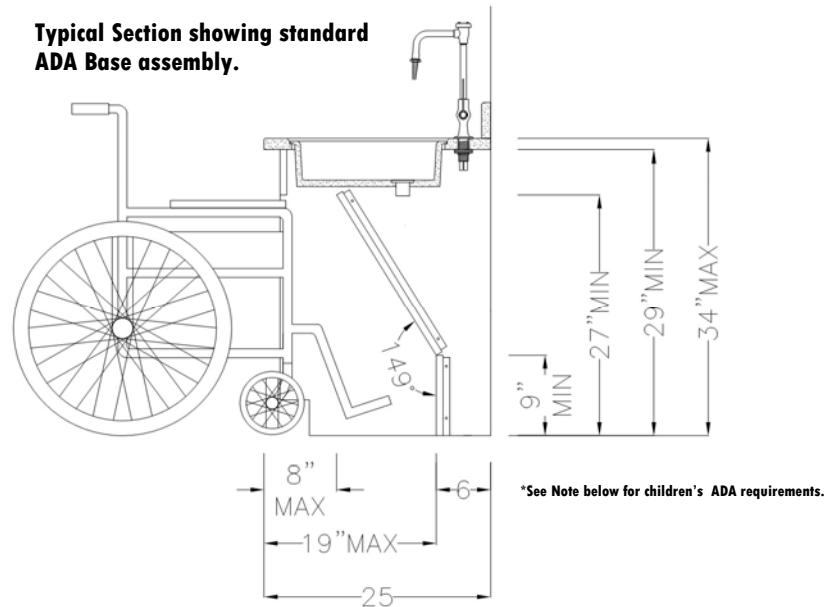


Products within this catalog which are labeled with the international symbol of accessibility have been designed to meet federal ADA guidelines as described below. In addition, most base cabinets that will not finish out at a work surface height of 34" can be engineered to comply with ADA guidelines and your specific needs.

Ask your **Wood-Metal Industries** Representative for details.  
The information here refers to federal ADA requirements only.  
Local and state accessibility guidelines may include additional requirements.

### Wood-Metal Casework Design Guidelines

**Worktops with cabinets below:** Height is not to exceed 34" above finished floor.  
**Work surfaces and tables:** Work surface height is not to exceed 34" above finished floor.  
**Front apron clearance:** must be a minimum of 29" above finished floor.  
**Knee space clearance:** must be at least 27" high, 30" wide, and 19" deep.  
**Built-in lavatories:** See drawing below for required clearances.



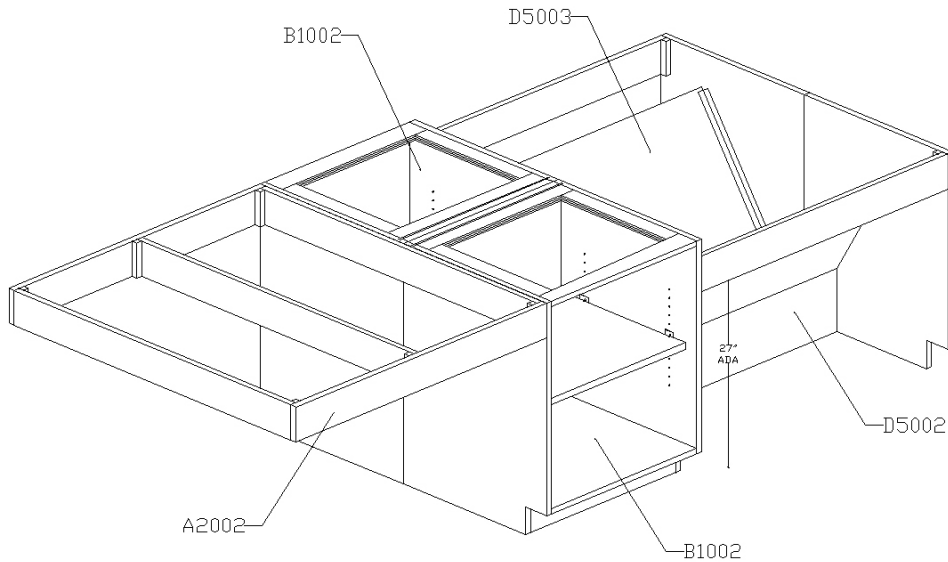
**Note #1:** Lavatories used primarily by children ages 6 through 12 are permitted to have apron clearances of 24" provided that the rim or countertop surface is no higher than 31".  
**Note #2:** Lavatories used primarily by children 5 and younger shall not be required to meet these clearances if clear floor space for parallel approach complies with ADA guidelines.

**Storage shelving:** Forward reach must not be lower than 15" above finished floor or higher than 48" above finished floor. Side reach must not be lower and 15" above finished floor or higher than 54" above finished floor.

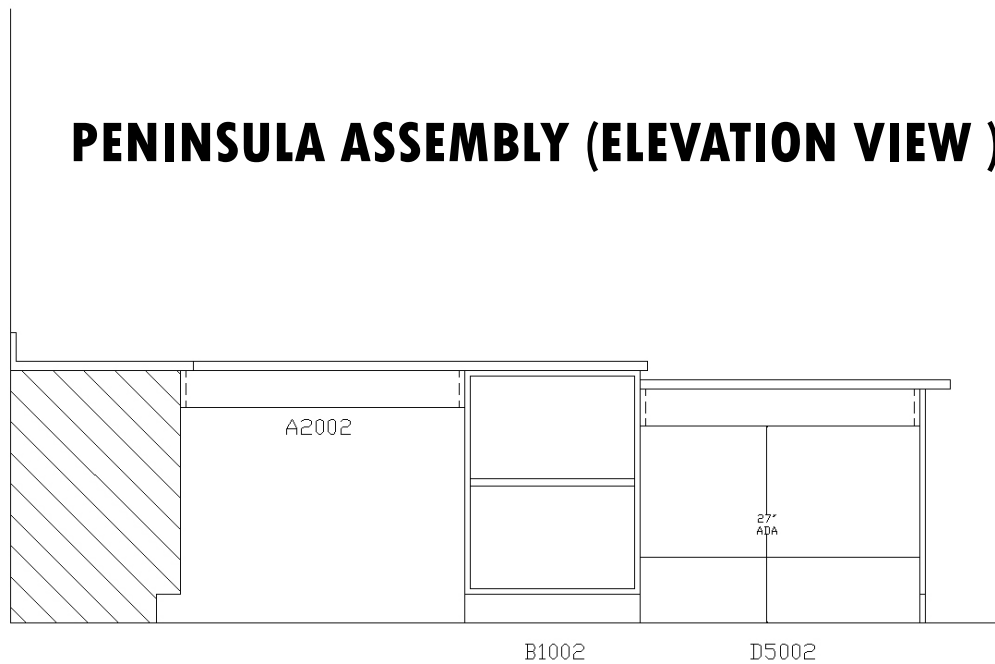


## ADA CONSTRUCTION DETAILS

### PENINSULA ASSEMBLY



### PENINSULA ASSEMBLY (ELEVATION VIEW)

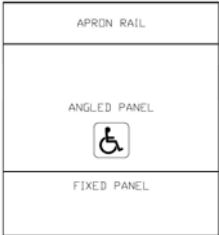







**Wood-Metal Industries**

A Division of Wood-Mode Incorporated • 570.374.1176 • Fax 570.374.5010

Product Specifications  
are subject to change without notice.







# ADA CABINETS

		WIDTHS	HEIGHTS	DEPTHS	DESCRIPTION
<b>D5001</b>  <b>ADA SINK PANEL ASSEMBLY</b>		30	*29 32	23.25	APRON RAIL ANGLED REMOVABLE PANEL FIXED PANEL 27"KNEE CLEARANCE (*29"HIGH SINK CABINETS HAVE 24"KNEE CLEARANCE AND ARE SUIT- ABLE ONLY FOR STUDENTS AGES 6-12)
		33			
36					
39					
42					
45					
48					
					
<b>D5002</b>  <b>ADA SINK PANEL ASSEMBLY</b>		30.75	*29 32	23.25	APRON RAIL ANGLED REMOVABLE PANEL FIXED PANEL RIGHT END PANEL 27"KNEE CLEARANCE (*29"HIGH SINK CABINETS HAVE 24"KNEE CLEARANCE AND ARE SUIT- ABLE ONLY FOR STUDENTS AGES 6-12)
		33			
36					
39					
42					
45					
48					
					
<b>D5003</b>  <b>ADA SINK PANEL ASSEMBLY</b>		30.75	*29 32	23.25	APRON RAIL ANGLED REMOVABLE PANEL FIXED PANEL LEFT END PANEL 27"KNEE CLEARANCE (*29"HIGH SINK CABINETS HAVE 24"KNEE CLEARANCE AND ARE SUIT- ABLE ONLY FOR STUDENTS AGES 6-12)
		33			
36					
39					
42					
45					
48					
					

Product Specifications  
are subject to change without notice.



# ADA CABINETS

		WIDTHS	HEIGHTS	DEPTHS	DESCRIPTION
<b>D5004</b> <b>ADA SINK PANEL ASSEMBLY</b>		31.5 33 36 39 42 45 48	*29 32	23.25	APRON RAIL ANGLED REMOVABLE PANEL FIXED PANEL LEFT & RIGHT END PANELS 27"KNEE CLEARANCE (*29"HIGH SINK CABINETS HAVE 24"KNEE CLEARANCE AND ARE SUIT- ABLE ONLY FOR STUDENTS AGES 6-12)
					
<b>D5006</b> <b>ADA SINK PANEL ASSEMBLY</b>		30 33 36 39 42 45 48	32	23.25	APRON RAIL ANGLED REMOVABLE PANEL FIXED PANEL 29"KNEE CLEARANCE
					
<b>D5007</b> <b>ADA SINK PANEL ASSEMBLY</b>		30.75 33 36 39 42 45 48	32	23.25	APRON RAIL ANGLED REMOVABLE PANEL FIXED PANEL RIGHT END PANEL 29"KNEE CLEARANCE
					

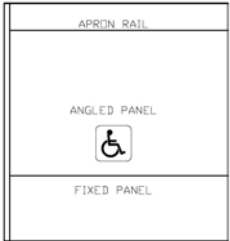

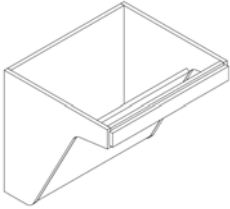
Product Specifications  
are subject to change without notice.



**Wood-Metal Industries**

A Division of Wood-Mode Incorporated • 570.374.1176 • Fax 570.374.5010

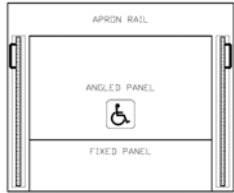

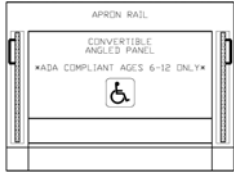



# ADA CABINETS

		WIDTHS	HEIGHTS	DEPTHS	DESCRIPTION
<b>D5008</b>  <b>ADA SINK PANEL ASSEMBLY</b>		30.75 33 36 39 42 45 48	32	23.25	APRON RAIL ANGLED REMOVABLE PANEL FIXED PANEL LEFT END PANEL 29"KNEE CLEARANCE
<b>D5009</b>  <b>ADA SINK PANEL ASSEMBLY</b>		31.5 33 36 39 42 45 48	32	23.25	APRON RAIL ANGLED REMOVABLE PANEL FIXED PANEL LEFT & RIGHT END PANELS 29"KNEE CLEARANCE
<b>D5210</b>  <b>ADA SINK SKIRT ASSEMBLY</b>		24 27 30 33 36 39 42 45 48	23.75	23.25 28.25	APRON RAIL ANGLED REMOVABLE PANEL LEFT & RIGHT END PANELS MOUNT 9" ABOVE FINISHED FLOOR

Product Specifications are subject to change without notice.



# ADA CABINETS

	WIDTHS	HEIGHTS	DEPTHS	DESCRIPTION
<p><b>D5100</b></p> <p>ADA POCKET DOOR SINK BASE</p>  <p><b>ADA</b> <b>POCKET</b> <b>DOOR</b> <b>SINK</b> <b>BASE</b></p> 	<p>39</p> <p>42</p> <p>45</p> <p>48</p>	<p>*29</p> <p>32</p>	<p>23.25</p>	<p>TWO POCKET DOORS ANGLED REMOVABLE PANEL 27"KNEE CLEARANCE (*29"HIGH SINK CABINETS HAVE 24"KNEE CLEARANCE AND ARE SUIT- ABLE ONLY FOR STUDENTS AGES 6-12)</p>
<p><b>D5130</b></p> <p>ADA POCKET DOOR SINK BASE</p>  <p><b>ADA</b> <b>POCKET</b> <b>DOOR</b> <b>SINK</b> <b>BASE</b></p> 	<p>39</p> <p>42</p> <p>45</p> <p>48</p>	<p>*29</p>	<p>23.25</p>	<p>TWO POCKET DOORS FULL TOE KICK CONVERTIBLE BOTTOM FLIPS UP AS ANGLED PANEL (*29"HIGH SINK CABINETS HAVE 24"KNEE CLEARANCE AND ARE SUIT- ABLE ONLY FOR STUDENTS AGES 6-12)</p>
<p><b>D5140</b></p> <p>ADA POCKET DOOR SINK BASE</p>  <p><b>ADA</b> <b>POCKET</b> <b>DOOR</b> <b>SINK</b> <b>BASE</b></p> 	<p>39</p> <p>42</p> <p>45</p> <p>48</p>	<p>32</p>	<p>23.25</p>	<p>TWO POCKET DOORS FULL TOE KICK CONVERTIBLE BOTTOM FLIPS UP AS ANGLED PANEL 27"KNEE CLEARANCE</p>



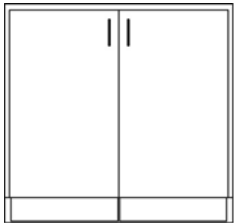



Product Specifications  
are subject to change without notice.



**Wood-Metal Industries**

A Division of Wood-Mode Incorporated • 570.374.1176 • Fax 570.374.5010

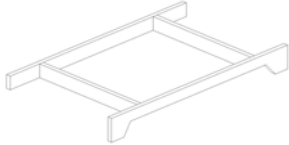

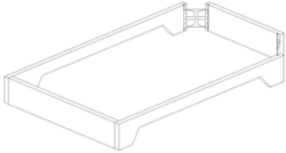

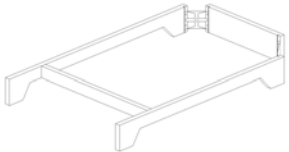

# ADA CABINETS

	WIDTHS	HEIGHTS	DEPTHS	DESCRIPTION
<p><b>D1051</b></p> <p>ADA ENLARGING STATION BASE</p>  <p></p>	33	32	23.25	ADA ENLARGING STATION ONE CLEATED ADJUSTABLE SHELF
<p><b>B2034</b></p> <p>ADA ROLL-UP WORKSTATION BASE</p>  <p></p>	42 45 48	29 32	23.25	TWO HINGED DOORS W/INTEGRAL SUBBASE 3/4" INTERMEDIATE RAIL
<p><b>A2013</b></p> <p>ADA APRON RAIL</p>  <p></p> <p>Product Specifications are subject to change without notice.</p>	MIN 42" AS SPECIFIED	4.5	AS SPECIFIED	CLEATS ON BOTH ENDS ADA CUTOUT LOCATED 5" FROM ENDS





# ADA CABINETS

	WIDTHS	HEIGHTS	DEPTHS	DESCRIPTION
<p><b>A2017</b></p> <p>ADA APRON FRAME</p>  	MIN 42" AS SPECIFIED	4.5	AS SPECIFIED	ADA FRONT RAIL CONSTRUCTED FOR INSTALLATION BETWEEN A RUN OF <b>A1010</b> LEG SETS
<p><b>A2018</b></p> <p>ADA APRON FRAME</p>  	MIN 45" AS SPECIFIED	4.5	AS SPECIFIED	ADA FRONT AND REAR RAILS CONSTRUCTED FOR INSTALLATION ON EITHER SIDE OF BASE CABINET AND AN <b>A1011</b> LEG SET OR TWO <b>A1005</b> LEGS
<p><b>A2020</b></p> <p>ADA APRON FRAME</p>  	MIN 45" AS SPECIFIED	4.5	AS SPECIFIED	ADA FRONT AND REAR RAILS CONSTRUCTED FOR INSTALLATION IN A RUN USING <b>A1011</b> CENTER LEG SET AND <b>A1005</b> LEGS ON END

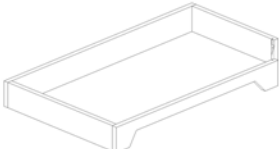

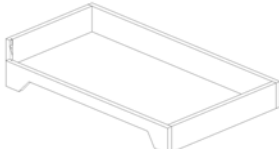



Product Specifications  
are subject to change without notice.



**Wood-Metal Industries**

A Division of Wood-Mode Incorporated • 570.374.1176 • Fax 570.374.5010

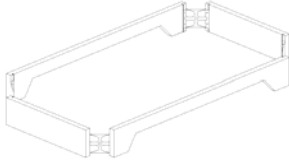

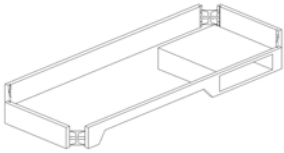

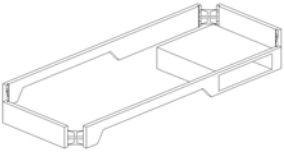

# ADA CABINETS

	WIDTHS	HEIGHTS	DEPTHS	DESCRIPTION
<p><b>A2022</b></p> <p>ADA APRON FRAME</p>  	MIN 45" AS SPECIFIED	4.5	AS SPECIFIED	ADA FRONT RAIL CONSTRUCTED FOR INSTALLATION TO CABINET OR IN CORNER USING AN <b>A1005</b> LEG ON END
<p><b>A2023</b></p> <p>ADA APRON FRAME</p>  	MIN 45" AS SPECIFIED	4.5	AS SPECIFIED	ADA FRONT RAIL CONSTRUCTED FOR INSTALLATION TO CABINET OR IN CORNER USING AN <b>A1005</b> LEG ON END
<p><b>A2024</b></p> <p>ADA APRON TABLE FRAME</p>  	MIN 44.5" AS SPECIFIED	4.5	AS SPECIFIED	ADA FRONT RAIL CONSTRUCTED FOR USE AS A TABLE FRAME USING FOUR <b>A1005</b> LEGS OR TWO <b>A1011</b> LEG SETS

Product Specifications  
are subject to change without notice.



# ADA CABINETS

	WIDTHS	HEIGHTS	DEPTHS	DESCRIPTION
<p><b>A2025</b></p> <p>ADA APRON TABLE FRAME</p>  	<p>MIN 44.5" AS SPECIFIED</p>	<p>4.5</p>	<p>AS SPECIFIED</p>	<p>ADA FRONT AND REAR RAILS CONSTRUCTED FOR USE AS A TABLE FRAME USING FOUR <b>A1005</b> LEGS OR TWO <b>A1011</b> LEG SETS</p>
<p><b>A2124</b></p> <p>ADA APRON TABLE FRAME</p>  	<p>MIN 64.5" AS SPECIFIED</p>	<p>4.5</p>	<p>AS SPECIFIED</p>	<p>ADA FRONT RAIL BOOK COMPARTMENT TO RIGHT CONSTRUCTED FOR USE AS A TABLE FRAME USING FOUR <b>A1005</b> LEGS</p>
<p><b>A2125</b></p> <p>ADA APRON TABLE FRAME</p>  	<p>MIN 64.5" AS SPECIFIED</p>	<p>4.5</p>	<p>AS SPECIFIED</p>	<p>ADA FRONT AND REAR RAILS BOOK COMPARTMENT TO RIGHT CONSTRUCTED FOR USE AS A TABLE FRAME USING FOUR <b>A1005</b> LEGS</p>

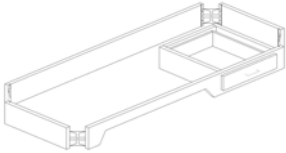

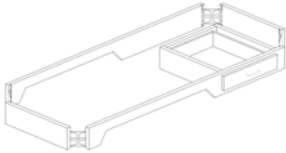

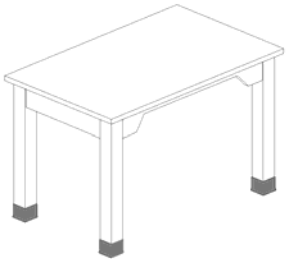

Product Specifications  
are subject to change without notice.



**Wood-Metal Industries**

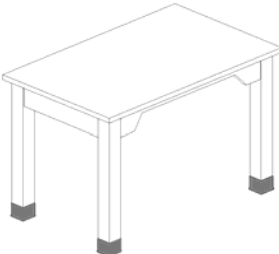

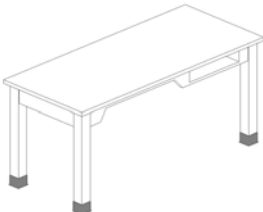

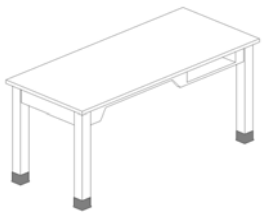

A Division of Wood-Mode Incorporated • 570.374.1176 • Fax 570.374.5010

# ADA CABINETS

	WIDTHS	HEIGHTS	DEPTHS	DESCRIPTION
<p><b>A2324</b></p> <p>ADA APRON TABLE FRAME</p>  	<p>MIN 64.5" AS SPECIFIED</p>	<p>4.5</p>	<p>AS SPECIFIED</p>	<p>ADA FRONT RAIL DRAWER TO RIGHT</p> <p>CONSTRUCTED FOR USE AS A TABLE FRAME USING FOUR A1005 LEGS</p>
<p><b>A2325</b></p> <p>ADA APRON TABLE FRAME</p>  	<p>MIN 64.5" AS SPECIFIED</p>	<p>4.5</p>	<p>AS SPECIFIED</p>	<p>ADA FRONT AND REAR RAILS DRAWER TO RIGHT</p> <p>CONSTRUCTED FOR USE AS A TABLE FRAME USING FOUR A1005 LEGS</p>
<p><b>A9024</b></p> <p>ADA TABLE FRAME ASSEMBLY</p>   <p>*ADA COMPLIANT HEIGHTS Product Specifications are subject to change without notice.</p>	<p>48 54 60 66 72</p>	<p>*29 *32 34.5</p>	<p>21 24 30 36 42 48</p>	<p>ASSEMBLY CONSISTS OF: ONE A2024 APRON FRAME FOUR A1005 STANDARD LEGS WIDTH/DEPTH SIGNIFY TOP SIZE REQ'D (TOP TO BE ORDERED SEPARATELY)</p> <p>SUFFIX <b>-LS</b> FOR LEG STRETCHERS SUFFIX <b>-RS</b> FOR REAR/LEG STRETCHERS SUFFIX <b>-CS</b> FOR CNTR/LEG STRETCHERS</p>



# ADA CABINETS

		WIDTHS	HEIGHTS	DEPTHS	DESCRIPTION
<b>A9025</b> <b>ADA</b> <b>TABLE</b> <b>FRAME</b> <b>ASSEMBLY</b>		48 54 60 66 72	*29 *32 34.5	21 24 30 36 42 48	ASSEMBLY CONSISTS OF: ONE <b>A2025</b> APRON FRAME FOUR <b>A1005</b> STANDARD LEGS WIDTH/DEPTH SIGNIFY TOP SIZE REQ'D (TOP TO BE ORDERED SEPARATELY)  SUFFIX <b>-LS</b> FOR LEG STRETCHERS SUFFIX <b>-RS</b> FOR REAR/LEG STRETCHERS SUFFIX <b>-CS</b> FOR CNTR/LEG STRETCHERS
					 *ADA COMPLIANT HEIGHTS
<b>A9124</b> <b>ADA</b> <b>TABLE</b> <b>FRAME</b> <b>ASSEMBLY</b>		67 72	*29 *32 34.5	21 24 30 36 42 48	ASSEMBLY CONSISTS OF: ONE <b>A2124</b> APRON FRAME ADA CUTOUT AT FRONT FOUR <b>A1005</b> STANDARD LEGS WIDTH/DEPTH SIGNIFY TOP SIZE REQ'D (TOP TO BE ORDERED SEPARATELY)  SUFFIX <b>-LS</b> FOR LEG STRETCHERS SUFFIX <b>-RS</b> FOR REAR/LEG STRETCHERS SUFFIX <b>-CS</b> FOR CNTR/LEG STRETCHERS
					 *ADA COMPLIANT HEIGHTS
<b>A9125</b> <b>ADA</b> <b>TABLE</b> <b>FRAME</b> <b>ASSEMBLY</b>		67 72	*29 *32 34.5	21 24 30 36 42 48	ASSEMBLY CONSISTS OF: ONE <b>A2125</b> APRON FRAME ADA CUTOUT AT FRONT AND REAR FOUR <b>A1005</b> STANDARD LEGS WIDTH/DEPTH SIGNIFY TOP SIZE REQ'D (TOP TO BE ORDERED SEPARATELY)  SUFFIX <b>-LS</b> FOR LEG STRETCHERS SUFFIX <b>-RS</b> FOR REAR/LEG STRETCHERS SUFFIX <b>-CS</b> FOR CNTR/LEG STRETCHERS
					 *ADA COMPLIANT HEIGHTS

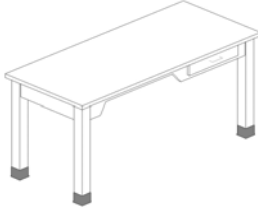

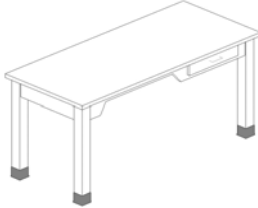

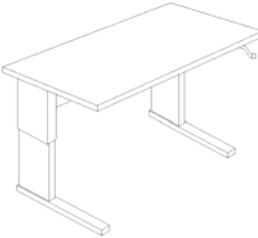

Product Specifications  
are subject to change without notice.



**Wood-Metal Industries**



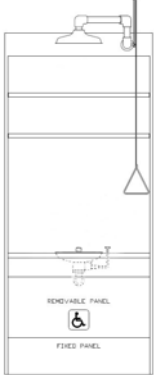

A Division of Wood-Mode Incorporated • 570.374.1176 • Fax 570.374.5010

# ADA CABINETS

	WIDTHS	HEIGHTS	DEPTHS	DESCRIPTION
<p><b>A9324</b></p> <p><b>ADA TABLE FRAME ASSEMBLY</b></p>  <p></p> <p>*ADA COMPLIANT HEIGHTS</p>	<p>67 72</p>	<p>*29 *32 34.5</p>	<p>21 24 30 36 42 48</p>	<p>ASSEMBLY CONSISTS OF: ONE <b>A2324</b> APRON FRAME ADA CUTOUT AT FRONT FOUR <b>A1005</b> STANDARD LEGS WIDTH/DEPTH SIGNIFY TOP SIZE REQ'D (TOP TO BE ORDERED SEPARATELY)</p> <p>SUFFIX <b>-LS</b> FOR LEG STRETCHERS SUFFIX <b>-RS</b> FOR REAR/LEG STRETCHERS SUFFIX <b>-CS</b> FOR CNTR/LEG STRETCHERS</p>
<p><b>A9325</b></p> <p><b>ADA TABLE FRAME ASSEMBLY</b></p>  <p></p> <p>*ADA COMPLIANT HEIGHTS</p>	<p>67 72</p>	<p>*29 *32 34.5</p>	<p>21 24 30 36 42 48</p>	<p>ASSEMBLY CONSISTS OF: ONE <b>A2325</b> APRON FRAME ADA CUTOUT AT FRONT AND REAR FOUR <b>A1005</b> STANDARD LEGS WIDTH/DEPTH SIGNIFY TOP SIZE REQ'D (TOP TO BE ORDERED SEPARATELY)</p> <p>SUFFIX <b>-LS</b> FOR LEG STRETCHERS SUFFIX <b>-RS</b> FOR REAR/LEG STRETCHERS SUFFIX <b>-CS</b> FOR CNTR/LEG STRETCHERS</p>
<p><b>A9045</b></p> <p><b>ADA ADJUSTABLE HEIGHT TABLE FRAME</b></p>  <p></p> <p>*ADA COMPLIANT HEIGHTS Product Specifications are subject to change without notice.</p>	<p>40.375</p>	<p>23.375</p>	<p>24</p>	<p>STEEL BLACK POWDER COATED ADJUSTABLE LEVELERS INCLUDED 10 INCHES OF ADJUSTABILITY DIMENSIONS ARE ACTUAL FRAME SIZES (TOP TO BE ORDERED SEPARATELY)</p>



# ADA CABINETS

	WIDTHS	HEIGHTS	DEPTHS	DESCRIPTION
<p><b>D1001</b></p> <p><b>ADA SAFETY CENTER</b></p>  <p>REMOVABLE PANEL FIXED PANEL</p> 	36	84	23.25	<p>APRON RAIL REMOVABLE PANEL FIXED PANEL 27" ADA KNEE CLEARANCE</p> <p>10.5" DIA OVERHEAD SHOWERHEAD EXTENDED PULL ROD STAINLESS STEEL BOWL FOUR SPRAY HEADS ACTIVATED BY FLAG HANDLE TWO ADJUSTABLE SHELVES ABOVE</p>
<p><b>D1002</b></p> <p><b>ADA SAFETY CENTER EPOXY COUNTERTOP</b></p>  <p>REMOVABLE PANEL FIXED PANEL</p> 	36	84	23.25	<p>APRON RAIL ANGLED REMOVABLE PANEL FIXED PANEL 27" ADA KNEE CLEARANCE</p> <p>SPECIFY COUNTERTOP MATERIAL 10.5" DIA OVERHEAD SHOWERHEAD EXTENDED PULL ROD STAINLESS STEEL BOWL TWO SPRAY HEADS ACTIVATED BY PUSH VALVE TWO ADJUSTABLE SHELVES ABOVE</p>

Product Specifications  
are subject to change without notice.



**Wood-Metal Industries**

A Division of Wood-Mode Incorporated • 570.374.1176 • Fax 570.374.5010

## SECTION INDEX

<b>General Information</b>	
ADA Guidelines .....	2
Construction Details .....	3
<b>ADA Sink Base Cabinets</b>	
D5001 ADA Sink Panel Assembly .....	4
D5002 ADA Sink Panel Assembly .....	4
D5003 ADA Sink Panel Assembly .....	4
D5004 ADA Sink Panel Assembly .....	5
D5006 ADA Sink Panel Assembly, 29" Clearance .....	5
D5007 ADA Sink Panel Assembly, 29" Clearance .....	5
D5008 ADA Sink Panel Assembly, 29" Clearance .....	6
D5009 ADA Sink Panel Assembly, 29" Clearance .....	6
D5210 ADA Sink Skirt Assembly .....	6
D5100 ADA Pocket Door Sink.....	7
D5130 ADA Pocket Door Sink, Convertible .....	7
D5140 ADA Pocket Door Sink, Convertible .....	7
<b>ADA Specialty Base Cabinets</b>	
D1051 ADA Enlarging Station .....	8
B2034 ADA Roll-Up Workstation Base.....	8
<b>ADA Aprons and Apron Rails</b>	
A2013 ADA Apron Rail .....	8
A2017 ADA Apron Frame .....	9
A2018 ADA Apron Frame .....	9
A2020 ADA Apron Frame .....	9
A2022 ADA Apron Frame .....	10
A2023 ADA Apron Frame .....	10
A2024 ADA Table Frame .....	10
A2025 ADA Table Frame .....	11
A2124 ADA Table Frame, Book Compartment.....	11
A2125 ADA Table Frame, Book Compartment.....	11
A2324 ADA Table Frame, Drawer.....	12
A2325 ADA Table Frame, Drawer.....	12
<b>ADA Table Frame Assemblies</b>	
A9024 ADA Table Frame Assembly .....	12
A9025 ADA Table Frame Assembly .....	13
A9124 ADA Table Frame Assembly, Book Compartment .....	13
A9125 ADA Table Frame Assembly, Book Compartment .....	13
A9324 ADA Table Frame Assembly, Drawer .....	14
A9325 ADA Table Frame Assembly, Drawer .....	14
<b>Adjustable Height Tables</b>	
A9045 ADA Adjustable Height Table.....	14
<b>ADA Safety Center Cabinets</b>	
D1001 ADA Safety Center, Pull Rod/Shower, Eyewash.....	15
D1002 ADA Safety Center, Pull Rod/Shower, C-top Mounted Eyewash...	15

Product Specifications  
are subject to change without notice.





This Page Is  
Intentionally  
Left Blank



**Wood-Metal Industries**

A Division of Wood-Mode Incorporated • 570.374.1176 • Fax 570.374.5010

Product Specifications  
are subject to change without notice.

**17**



This Page Is  
Intentionally  
Left Blank

Product Specifications  
are subject to change without notice.

