

TECHNOLOGY CABINETS

SECTION CONTENTS

Base Cabinets	2-15
Open Base Cabinets	2-3
Door Base Cabinets	4-5
File Drawer Base Cabinets	6-11
Combination Base Cabinets.....	12-13
Specialty Base Cabinets	14-15
Tall Cabinets	16-33
Open Tall Cabinets	16-17
Door Tall Cabinets	18-21
Teacher Wardrobe Cabinets.....	22-29
Combination Tall Cabinets.....	30-32
Specialty Tall Cabinets	33-33
Technology Carrel units	34-40
Technology Cabinet Index	42-44






Wood-Metal Industries

Institutional Cabinets and Casework ✦ 100 East Sherman Street Selinsgrove, PA ✦ 570.374.1176 ✦ Fax 570.374.5010

Product Specifications
are subject to change without notice.

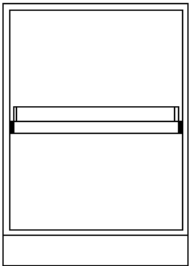
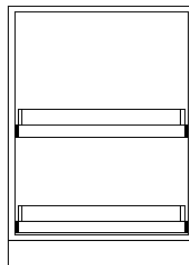
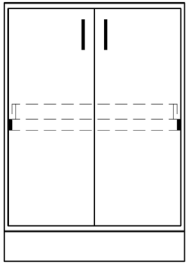
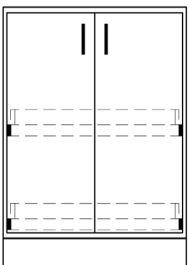
TECHNOLOGY CABINETS

		WIDTHS	HEIGHTS	DEPTHS	DESCRIPTION
B1001 OPEN CPU BASE		9 12 15	25.75 29 32 34.5	23.25	
B1002 OPEN PRINTER BASE		12 15 18 21 24 27 30 33 36 39 42 45 48	25.75 29 32 34.5	23.25	ONE ADJUSTABLE SHELF (VERIFY PRINTER DIMENSIONS BEFORE ORDERING)
B1003 OPEN PRINTER SUPPLY BASE		12 15 18 21 24 27 30 33 36 39 42 45 48	25.75 29 32 34.5	23.25	TWO ADJUSTABLE SHELVES (VERIFY PRINTER DIMENSIONS BEFORE ORDERING)

Product Specifications are subject to change without notice.



TECHNOLOGY CABINETS

		WIDTHS	HEIGHTS	DEPTHS	DESCRIPTION
B1063 OPEN PRINTER BASE		24 27 30 33 36 39 42 45 48	25.75 29 32 34.5	23.25	SLIDING TRAY FULL EXTENSION SLIDES (VERIFY PRINTER DIMENSIONS BEFORE ORDERING)
B1064 OPEN PRINTER BASE		24 27 30 33 36 39 42 45 48	25.75 29 32 34.5	23.25	TWO SLIDING TRAYS FULL EXTENSION SLIDES (VERIFY PRINTER DIMENSIONS BEFORE ORDERING)
B2041 DOOR PRINTER BASE		24 27 30 33 36 39 42 45 48	25.75 29 32 34.5	23.25 28.25 34.25	TWO HINGED DOORS SLIDING TRAY FULL EXTENSION SLIDES
B2042 DOOR PRINTER BASE		24 27 30 33 36 39 42 45 48	25.75 29 32 34.5	23.25 28.25 34.25	TWO HINGED DOORS TWO SLIDING TRAYS FULL EXTENSION SLIDES

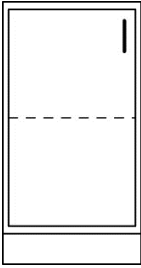
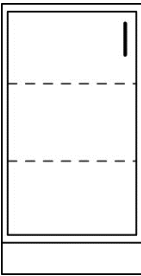
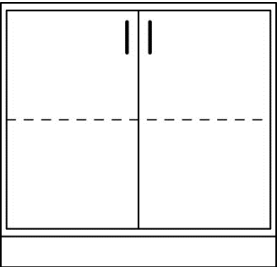
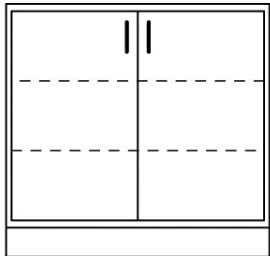
Product Specifications
are subject to change without notice.



Wood-Metal Industries

Institutional Cabinets and Casework ✦ 100 East Sherman Street Selinsgrove, PA ✦ 570.374.1176 ✦ Fax 570.374.5010

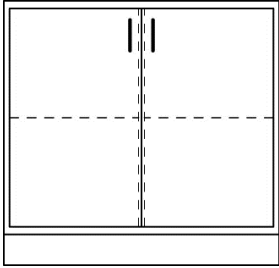

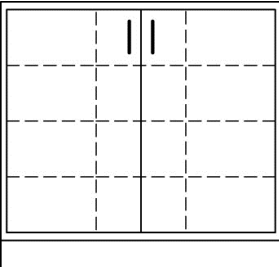
TECHNOLOGY CABINETS

		WIDTHS	HEIGHTS	DEPTHS	DESCRIPTION
B2001 HINGED LEFT B2002 HINGED RIGHT DOOR CPU BASE		9 12 15	25.75 29 32 34.5	23.25	HINGED DOOR ONE ADJUSTABLE SHELF B2201 -HL FRAMED CORK DOOR B2202 -HR FRAMED CORK DOOR B2701 -HL FULL CORK DOOR B2702 -HR FULL CORK DOOR
B2003 HINGED LEFT B2004 HINGED RIGHT DOOR STORAGE BASE		12 15 18 21 24	25.75 29 32 34.5	23.25	HINGED DOOR TWO ADJUSTABLE SHELVES B2203 -HL FRAMED CORK DOOR B2204 -HR FRAMED CORK DOOR B2703 -HL FULL CORK DOOR B2704 -HR FULL CORK DOOR
B2005 DOOR STORAGE BASE		24 27 30 33 36 39 42 45 48	25.75 29 32 34.5	23.25	TWO HINGED DOORS ONE ADJUSTABLE SHELF B2205 -FRAMED CORK DOORS B2505 -SLIDING SOLID DOORS B2605 -SLIDING FRAMED CORK DOORS B2705 -FULL CORK DOORS B2805 -SLIDING FULL CORK DOORS
B2006 DOOR STORAGE BASE		24 27 30 33 36 39 42 45 48	25.75 29 32 34.5	23.25	TWO HINGED DOORS TWO ADJUSTABLE SHELVES B2206 -FRAMED CORK DOORS B2506 -SLIDING SOLID DOORS B2606 -SLIDING FRAMED CORK DOORS B2706 -FULL CORK DOORS B2806 -SLIDING FULL CORK DOORS

Product Specifications are subject to change without notice.



TECHNOLOGY CABINETS

		WIDTHS	HEIGHTS	DEPTHS	DESCRIPTION
B2007 DOOR STORAGE BASE		24 27 30 33 36 39 42 45 48	25.75 29 32 34.5	23.25	TWO HINGED DOORS TWO ADJUSTABLE SHELVES CENTER PARTITION B2207-FRAMED CORK DOORS B2507-SLIDING SOLID DOORS B2607-SLIDING FRAMED CORK DOORS B2707-FULL CORK DOORS B2807-SLIDING FULL CORK DOORS
					B2008 DOOR STORAGE BASE
B2009 HINGED LEFT B2010 HINGED RIGHT PROJECT STORAGE		12 15 18 21 24	29 32 34.5	23.25	TWO HINGED DOORS TWO EQUAL COMPARTMENTS
B2011 FLEXIBLE STORAGE		24 27 30 33 36 39 42 45 48	29 32 34.5	23.25	TWO HINGED DOORS NINE ADJUSTABLE SHELVES TWO PARTITIONS


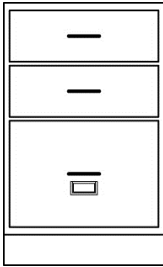
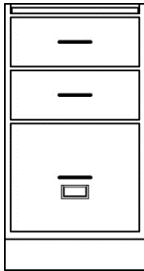
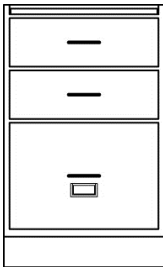
Product Specifications
are subject to change without notice.



Wood-Metal Industries

Institutional Cabinets and Casework ✦ 100 East Sherman Street Selinsgrove, PA ✦ 570.374.1176 ✦ Fax 570.374.5010

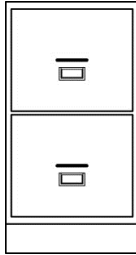
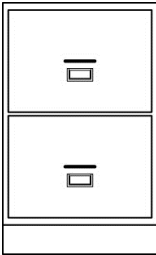
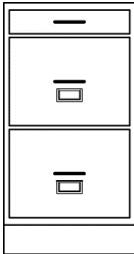
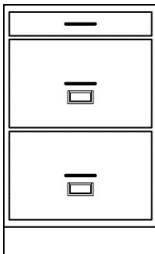
TECHNOLOGY CABINETS

		WIDTHS	HEIGHTS	DEPTHS	DESCRIPTION
B3101 LETTER FILE BASE		16 18	29 32 34.5	23.25	TWO EQUAL DRAWERS LETTER FILE DRAWER CARD HOLDER FILE FOLDER RAILS
B3102 LEGAL FILE BASE		19 21	29 32 34.5	23.25	TWO EQUAL DRAWERS LEGAL FILE DRAWER CARD HOLDER FILE FOLDER RAILS
B3103 LETTER FILE BASE		16 18	29 32 34.5	23.25	TWO EQUAL DRAWERS LETTER FILE DRAWER CARD HOLDER FILE FOLDER RAILS PULLOUT WRITING BOARD
B3104 LEGAL FILE BASE		19 21	29 32 34.5	23.25	TWO EQUAL DRAWERS LEGAL FILE DRAWER CARD HOLDER FILE FOLDER RAILS PULLOUT WRITING BOARD

Product Specifications are subject to change without notice.



TECHNOLOGY CABINETS

		WIDTHS	HEIGHTS	DEPTHS	DESCRIPTION
B3105 LETTER FILE BASE 		16 18	29 32 34.5	23.25	TWO LETTER FILE DRAWERS CARD HOLDERS FILE FOLDER RAILS
B3106 LEGAL FILE BASE 		19 21	29 32 34.5	23.25	TWO LEGAL FILE DRAWERS CARD HOLDERS FILE FOLDER RAILS
B3107 LETTER FILE BASE 		16 18	32 34.5	23.25	DRAWER TWO LETTER FILE DRAWERS CARD HOLDERS FILE FOLDER RAILS
B3108 LEGAL FILE BASE 		19 21	32 34.5	23.25	DRAWER TWO LEGAL FILE DRAWERS CARD HOLDERS FILE FOLDER RAILS


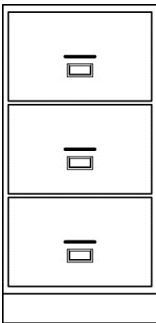

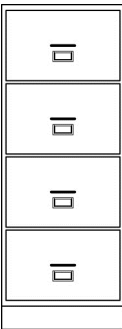
Product Specifications
are subject to change without notice.



Wood-Metal Industries

Institutional Cabinets and Casework ✦ 100 East Sherman Street Selinsgrove, PA ✦ 570.374.1176 ✦ Fax 570.374.5010

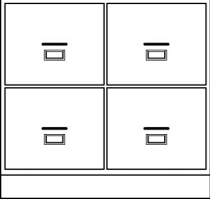
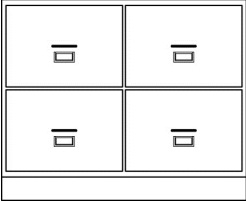


TECHNOLOGY CABINETS

		WIDTHS	HEIGHTS	DEPTHS	DESCRIPTION
B3109 LETTER FILE BASE		16 18	41.125 45.625 49.375	23.25	THREE LETTER FILE DRAWERS CARD HOLDERS FILE FOLDER RAILS
B3110 LEGAL FILE BASE		19 21	41.125 45.625 49.375	23.25	THREE LEGAL FILE DRAWERS CARD HOLDERS FILE FOLDER RAILS
B3111 LETTER FILE BASE		16 18	53.25 59.25 64.25	23.25	FOUR LETTER FILE DRAWERS CARD HOLDERS FILE FOLDER RAILS
B3112 LEGAL FILE BASE		19 21	53.25 59.25 64.25	23.25	FOUR LEGAL FILE DRAWERS CARD HOLDERS FILE FOLDER RAILS

Product Specifications
are subject to change without notice.



TECHNOLOGY CABINETS

	WIDTHS	HEIGHTS	DEPTHS	DESCRIPTION
B3113 LETTER FILE BASE 	32 36	29 32 34.5	23.25	FOUR LETTER FILE DRAWERS CARD HOLDERS FILE FOLDER RAILS
B3114 LEGAL FILE BASE 	38 42	29 32 34.5	23.25	FOUR LEGAL FILE DRAWERS CARD HOLDERS FILE FOLDER RAILS
B3115 LETTER FILE BASE 	32 36	34.5	23.25	TWO EQUAL DRAWERS FOUR LETTER FILE DRAWERS CARD HOLDERS FILE FOLDER RAILS
B3116 LEGAL FILE BASE 	38 42	34.5	23.25	TWO EQUAL DRAWERS FOUR LEGAL FILE DRAWERS CARD HOLDERS FILE FOLDER RAILS

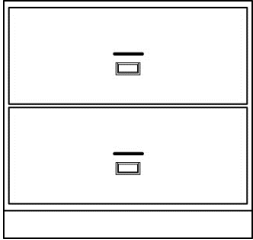
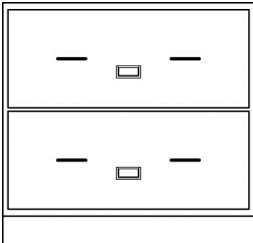
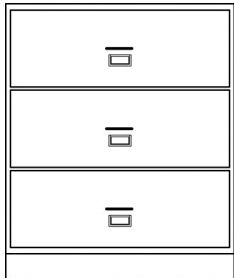

Product Specifications
are subject to change without notice.



Wood-Metal Industries

Institutional Cabinets and Casework ✦ 100 East Sherman Street Selinsgrove, PA ✦ 570.374.1176 ✦ Fax 570.374.5010

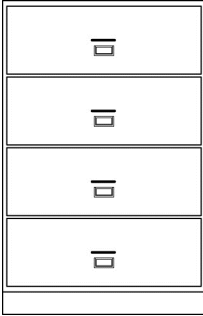
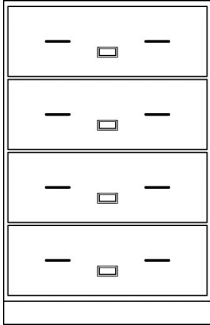
TECHNOLOGY CABINETS

		WIDTHS	HEIGHTS	DEPTHS	DESCRIPTION
B3117 LATERAL LETTER/LEGAL FILE BASE		30 33 39 42	29 32 34.5	23.25	TWO LATERAL DRAWERS CARD HOLDERS FILE FOLDER RAILS
B3118 LATERAL LETTER/LEGAL FILE BASE		30 33 36 39 42	29 32 34.5	23.25	TWO LATERAL FILE DRAWERS CARD HOLDERS FILE FOLDER RAILS
B3119 LATERAL LETTER/LEGAL FILE BASE		30 33 36 39 42	41.125 45.625 49.375	23.25	THREE LATERAL FILE DRAWERS CARD HOLDERS FILE FOLDER RAILS
B3120 LATERAL LETTER/LEGAL FILE BASE		30 33 36 39 42	41.125 45.625 49.375	23.25	THREE LATERAL FILE DRAWERS CARD HOLDERS FILE FOLDER RAILS

Product Specifications are subject to change without notice.



TECHNOLOGY CABINETS

		WIDTHS	HEIGHTS	DEPTHS	DESCRIPTION
B3121 LATERAL LETTER/LEGAL FILE BASE					
		30			
		33	53.25	23.25	FOUR LATERAL DRAWERS
		36	59.25		CARD HOLDERS
		39	64.25		FILE FOLDER RAILS
42					
B3122 LATERAL LETTER/LEGAL FILE BASE					
		30			
		33	53.25	23.25	FOUR LATERAL DRAWERS
		36	59.25		CARD HOLDERS
		39	64.25		FILE FOLDER RAILS
42					

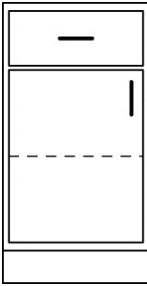
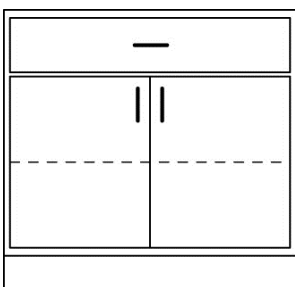
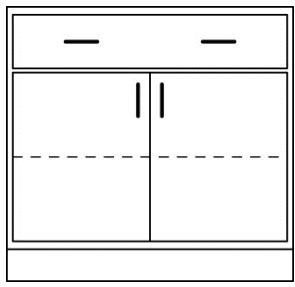
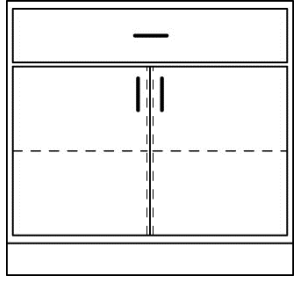
Product Specifications
are subject to change without notice.



Wood-Metal Industries

Institutional Cabinets and Casework ✦ 100 East Sherman Street Selinsgrove, PA ✦ 570.374.1176 ✦ Fax 570.374.5010

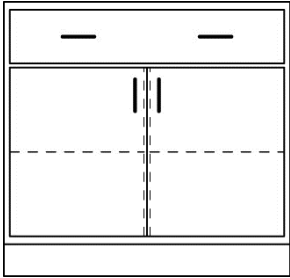
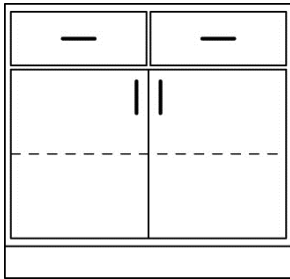
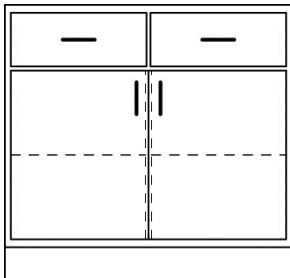
TECHNOLOGY CABINETS

		WIDTHS	HEIGHTS	DEPTHS	DESCRIPTION
B4001 HINGED LEFT B4002 HINGED RIGHT DOOR DRAWER BASE		12 15 18 21 24	25.75 29 32 34.5	23.25	HINGED DOOR DRAWER ONE ADJUSTABLE SHELF B4201 -HL FRAMED CORK DOOR B4202 -HR FRAMED CORK DOOR B4701 -HL FULL CORK DOOR B4702 -HR FULL CORK DOOR
B4003 DOOR DRAWER BASE		24 27 30 33 36 39 42 45 48	25.75 29 32 34.5	23.25	TWO HINGED DOORS DRAWER ONE ADJUSTABLE SHELF B4203 -FRAMED CORK DOORS B4503 -SLIDING SOLID DOORS B4603 -SLIDING FRAMED CORK DOORS B4703 -FULL CORK DOORS B4803 -SLIDING FULL CORK DOORS
B4004 DOOR DRAWER BASE		24 27 30 33 36 39 42 45 48	25.75 29 32 34.5	23.25	TWO HINGED DOORS DRAWER ONE ADJUSTABLE SHELF B4204 -FRAMED CORK DOORS B4504 -SLIDING SOLID DOORS B4604 -SLIDING FRAMED CORK DOORS B4704 -FULL CORK DOORS B4804 -SLIDING FULL CORK DOORS
B4005 DOOR DRAWER BASE		24 27 30 33 36 39 42 45 48	25.75 29 32 34.5	23.25	TWO HINGED DOORS DRAWER TWO ADJUSTABLE SHELVES CENTER PARTITION B4205 -FRAMED CORK DOORS B4505 -SLIDING SOLID DOORS B4605 -SLIDING FRAMED CORK DOORS B4705 -FULL CORK DOORS B4805 -SLIDING FULL CORK DOORS

Product Specifications are subject to change without notice.



TECHNOLOGY CABINETS

		WIDTHS	HEIGHTS	DEPTHS	DESCRIPTION
B4006 DOOR DRAWER BASE		24	25.75 29 32 34.5	23.25	TWO HINGED DOORS DRAWER TWO ADJUSTABLE SHELVES CENTER PARTITION B4206-FRAMED CORK DOORS B4506-SLIDING SOLID DOORS B4606-SLIDING FRAMED CORK DOORS B4706-FULL CORK DOORS B4806-SLIDING FULL CORK DOORS
		27			
30					
33					
36					
39					
42					
45					
48					
B4007 DOOR DRAWER BASE		24			
		27			
30					
33					
36					
39					
42					
45					
48					
B4008 DOOR DRAWER BASE		24	25.75 29 32 34.5	23.25	TWO HINGED DOORS TWO DRAWERS TWO ADJUSTABLE SHELVES CENTER PARTITION B4208-FRAMED CORK DOORS B4508-SLIDING SOLID DOORS B4608-SLIDING FRAMED CORK DOORS B4708-FULL CORK DOORS B4808-SLIDING FULL CORK DOORS
		27			
30					
33					
36					
39					
42					
45					
48					

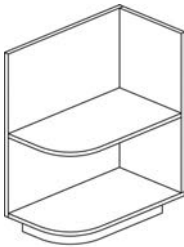
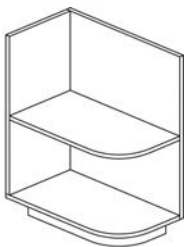
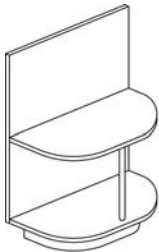
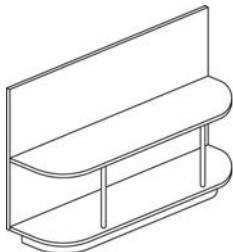
Product Specifications
are subject to change without notice.



Wood-Metal Industries

Institutional Cabinets and Casework ✦ 100 East Sherman Street Selinsgrove, PA ✦ 570.374.1176 ✦ Fax 570.374.5010




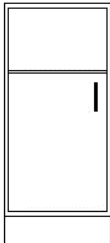
TECHNOLOGY CABINETS

		WIDTHS	HEIGHTS	DEPTHS	DESCRIPTION
B1014 RIGHT END UNIT BASE		13.25	29 32 34.5	23.25	DECORATIVE END-CAP UNIT 8" RADIUSED BOTTOM AND SHELF
B1015 LEFT END UNIT BASE		13.25	29 32 34.5	23.25	DECORATIVE END-CAP UNIT 8" RADIUSED BOTTOM AND SHELF
B1016 ISLAND END UNIT BASE		13.25	29 32 34.5	13.25	DECORATIVE END-CAP UNIT 8" RADIUSED BOTTOM AND SHELF
B1017 ISLAND END UNIT BASE		46.5	29 32 34.5	13.25	DECORATIVE END-CAP UNIT 8" RADIUSED BOTTOM AND SHELF

Product Specifications
are subject to change without notice.



TECHNOLOGY CABINETS

		WIDTHS	HEIGHTS	DEPTHS	DESCRIPTION
B2030 TILT-OUT WASTE BASE		15 18 21 24	29 32 34.5	23.25	BOTTOM HINGED DOOR DOOR MOUNTED WASTE HOLDS ONE #2957 WASTE BIN
B2031 SLIDE-OUT WASTE BASE		15 18 21 24	29 32 34.5	23.25	SLIDE OUT DOOR DOOR MOUNTED WASTE HOLDS ONE #2957 WASTE BIN
B2037 HINGED LEFT B2038 HINGED RIGHT GROMMET WASTE BASE		15 18 21 24	34.5	23.25	HINGED DOOR WITH GROMMET HOLDS ONE #2957 WASTE BIN
B2039 HINGED LEFT B2040 HINGED RIGHT OPEN WASTE BASE		15 18 21 24	34.5	23.25	HINGED DOOR OPEN AREA ABOVE HOLDS ONE #2957 WASTE BIN

Product Specifications
are subject to change without notice.






Wood-Metal Industries

Institutional Cabinets and Casework ✦ 100 East Sherman Street Selinsgrove, PA ✦ 570.374.1176 ✦ Fax 570.374.5010

15



TECHNOLOGY CABINETS

		WIDTHS	HEIGHTS	DEPTHS	DESCRIPTION
T0000 TALL CABINET MOD- IFIER		SPECIFY	SPECIFY	SPECIFY	
T1001 OPEN STORAGE TALL		12 15 18 21 24 27 30 33 36 39 42 45 48	48 54 60 66 72 78 84	13.25 15.25 23.25 28.25	ONE FIXED CENTER SHELF TWO ADJUSTABLE SHELVES
T1002 OPEN STORAGE TALL		12 15 18 21 24 27 30 33 36 39 42 45 48	48 54 60 66 72 78 84	13.25 15.25 23.25 28.25	ONE FIXED CENTER SHELF FOUR ADJUSTABLE SHELVES

Product Specifications
are subject to change without notice.



TECHNOLOGY CABINETS

		WIDTHS	HEIGHTS	DEPTHS	DESCRIPTION
T1003 OPEN STORAGE TALL		12	48	13.25 15.25 23.25 28.25	ONE VERTICAL PARTITION TWO FIXED CENTER SHELVES FOUR ADJUSTABLE SHELVES
		15			
		18			
		21			
		24			
		27			
		30			
		33			
		36			
		39			
		42			
		45			
		48			
T1004 OPEN STORAGE TALL		12	48	13.25 15.25 23.25 28.25	ONE VERTICAL PARTITION TWO FIXED CENTER SHELVES EIGHT ADJUSTABLE SHELVES
		15			
		18			
		21			
		24			
		27			
		30			
		33			
		36			
		39			
		42			
		45			
		48			

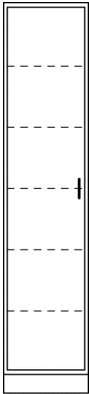
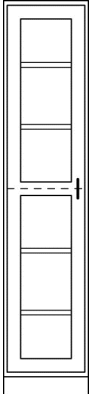
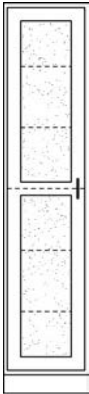
Product Specifications are subject to change without notice.



Wood-Metal Industries

Institutional Cabinets and Casework ✦ 100 East Sherman Street Selinsgrove, PA ✦ 570.374.1176 ✦ Fax 570.374.5010


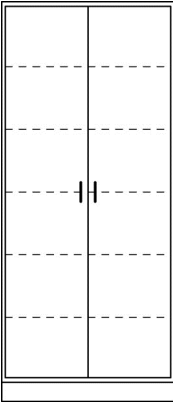

TECHNOLOGY CABINETS

		WIDTHS	HEIGHTS	DEPTHS	DESCRIPTION
T2001 HINGED LEFT T2002 HINGED RIGHT DOOR GENERAL STORAGE TALL		12 15 18 21 24	84	15.25 23.25 28.25	HINGED DOOR ONE FIXED CENTER SHELF FOUR ADJUSTABLE SHELVES
T2101 HINGED LEFT T2102 HINGED RIGHT FRAMED GLASS DOOR GENERAL STORAGE TALL		12 15 18 21 24	84	15.25 23.25 28.25	HINGED DOOR FRAMED GLASS DOOR ONE FIXED CENTER SHELF FOUR ADJUSTABLE SHELVES
T2201 HINGED LEFT T2202 HINGED RIGHT FRAMED CORK DOOR GENERAL STORAGE TALL		12 15 18 21 24	84	15.25 23.25 28.25	HINGED DOOR FRAMED CORK DOOR ONE FIXED CENTER SHELF FOUR ADJUSTABLE SHELVES

Product Specifications are subject to change without notice.



TECHNOLOGY CABINETS

		WIDTHS	HEIGHTS	DEPTHS	DESCRIPTION
<p>T2701 HINGED LEFT</p> <p>T2702 HINGED RIGHT</p> <p>FULL CORK DOOR GENERAL STORAGE TALL</p> 		<p>12</p> <p>15</p> <p>18</p> <p>21</p> <p>24</p>	<p>84</p>	<p>15.25</p> <p>23.25</p> <p>28.25</p>	<p>HINGED DOOR FULL CORK DOOR ONE FIXED CENTER SHELF FOUR ADJUSTABLE SHELVES</p>
<p>T2003</p> <p>DOOR GENERAL STORAGE TALL</p> 		<p>24</p> <p>27</p> <p>30</p> <p>33</p> <p>36</p> <p>39</p> <p>42</p> <p>45</p> <p>48</p>	<p>84</p>	<p>15.25</p> <p>23.25</p> <p>28.25</p>	<p>HINGED DOORS ONE FIXED CENTER SHELF FOUR ADJUSTABLE SHELVES</p>
<p>T2103</p> <p>FRAMED GLASS DOOR GENERAL STORAGE TALL</p> 		<p>24</p> <p>27</p> <p>30</p> <p>33</p> <p>36</p> <p>39</p> <p>42</p> <p>45</p> <p>48</p>	<p>84</p>	<p>15.25</p> <p>23.25</p> <p>28.25</p>	<p>HINGED DOORS FRAMED GLASS DOORS ONE FIXED CENTER SHELF FOUR ADJUSTABLE SHELVES</p>

Product Specifications
are subject to change without notice.

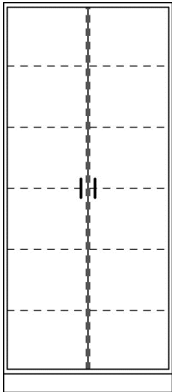
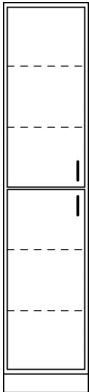
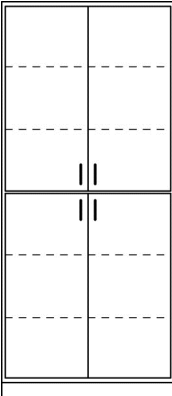


Wood-Metal Industries

Institutional Cabinets and Casework ✦ 100 East Sherman Street Selinsgrove, PA ✦ 570.374.1176 ✦ Fax 570.374.5010

19

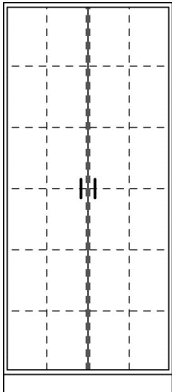
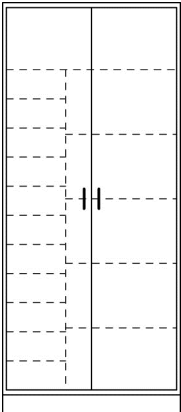
TECHNOLOGY CABINETS

		WIDTHS	HEIGHTS	DEPTHS	DESCRIPTION
T2004 DOOR GENERAL STORAGE TALL		24 27 30 33 36 39 42 45 48	84	15.25 23.25 28.25	HINGED DOORS ONE CENTER PARTITION TWO FIXED CENTER SHELVES EIGHT ADJUSTABLE SHELVES
T2005 HINGED LEFT T2006 HINGED RIGHT SPLIT DOOR GENERAL STORAGE TALL		12 15 18 21 24	84	15.25 23.25 28.25	HINGED DOORS FIXED CENTER FLOOR FOUR ADJUSTABLE SHELVES
T2007 SPLIT DOOR GENERAL STORAGE TALL		24 27 30 33 36 39 42 45 48	84	15.25 23.25 28.25	HINGED DOORS FIXED CENTER FLOOR FOUR ADJUSTABLE SHELVES

Product Specifications are subject to change without notice.



TECHNOLOGY CABINETS

		WIDTHS	HEIGHTS	DEPTHS	DESCRIPTION
T2008 DOOR COMPUTER SUPPLY STORAGE TALL		24 27 30 33 36 39 42 45 48	84	15.25 23.25 28.25	HINGED DOORS THREE VERTICAL PARTITIONS FOUR FIXED CENTER SHELVES SIXTEEN ADJUSTABLE SHELVES
T2009 COMPT'S LEFT T2010 COMPT'S RIGHT DOOR COMPUTER SUPPLY STORAGE TALL		24 27 30 33 36 39 42 45 48	84	15.25 23.25 28.25	HINGED DOORS ONE FIXED SHELF AT TOP ONE VERTICAL PARTITION ONE FIXED CENTER SHELF TEN 11.25" WIDE ADJ COMP'T SHELVES THREE ADJUSTABLE SHELVES


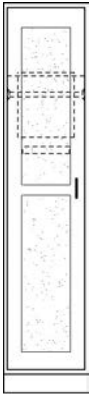

Product Specifications
are subject to change without notice.



Wood-Metal Industries

Institutional Cabinets and Casework ✦ 100 East Sherman Street Selinsgrove, PA ✦ 570.374.1176 ✦ Fax 570.374.5010

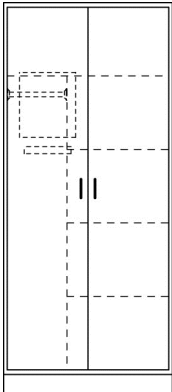
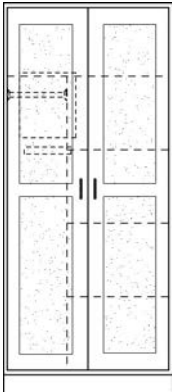
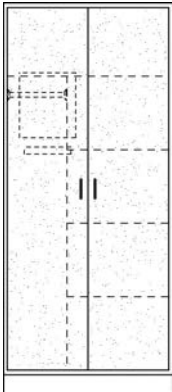
TECHNOLOGY CABINETS

		WIDTHS	HEIGHTS	DEPTHS	DESCRIPTION
T3001 HINGED LEFT T3002 HINGED RIGHT TEACHER WARDROBE TALL		12 15 18 21 24	84	23.25	HINGED DOOR FIXED SHELF CHROME HANGER ROD MIRROR AND PIN TRAY
T3201 HINGED LEFT T3202 HINGED RIGHT TEACHER WARDROBE TALL		12 15 18 21 24	84	23.25	HINGED DOOR FRAMED CORK DOOR FIXED SHELF CHROME HANGER ROD MIRROR AND PIN TRAY
T3701 HINGED LEFT T3702 HINGED RIGHT TEACHER WARDROBE TALL		12 15 18 21 24	84	23.25	HINGED DOOR FULL CORK DOOR FIXED SHELF CHROME HANGER ROD MIRROR AND PIN TRAY

Product Specifications are subject to change without notice.



TECHNOLOGY CABINETS

		WIDTHS	HEIGHTS	DEPTHS	DESCRIPTION
T3003 TEACHER WARDROBE TALL		24 27 30 33 36 39 42 45 48	84	23.25	HINGED DOORS TWO FIXED SHELVES CHROME HANGER ROD MIRROR AND PIN TRAY TWO ADJUSTABLE SHELVES
T3203 TEACHER WARDROBE TALL		24 27 30 33 36 39 42 45 48	84	23.25	HINGED DOORS FRAMED CORK DOORS TWO FIXED SHELVES CHROME HANGER ROD MIRROR AND PIN TRAY TWO ADJUSTABLE SHELVES
T3703 TEACHER WARDROBE TALL		24 27 30 33 36 39 42 45 48	84	23.25	HINGED DOORS FULL CORK DOORS TWO FIXED SHELVES CHROME HANGER ROD MIRROR AND PIN TRAY TWO ADJUSTABLE SHELVES

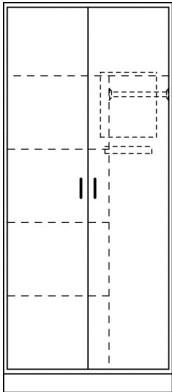
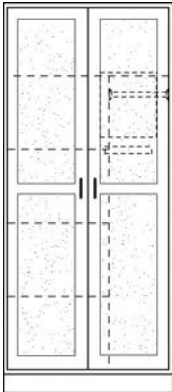
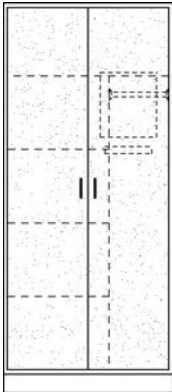
Product Specifications
are subject to change without notice.



Wood-Metal Industries

Institutional Cabinets and Casework ✦ 100 East Sherman Street Selinsgrove, PA ✦ 570.374.1176 ✦ Fax 570.374.5010

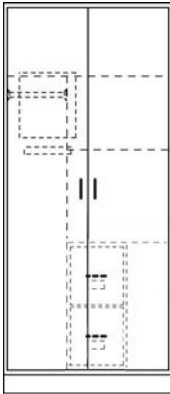
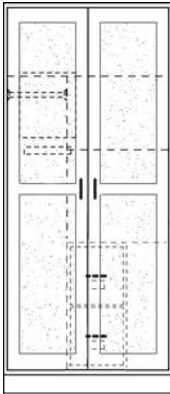

TECHNOLOGY CABINETS

		WIDTHS	HEIGHTS	DEPTHS	DESCRIPTION
T3004 TEACHER WARDROBE TALL		24 27 30 33 36 39 42 45 48	84	23.25	HINGED DOORS TWO FIXED SHELVES CHROME HANGER ROD MIRROR AND PIN TRAY TWO ADJUSTABLE SHELVES
T3204 TEACHER WARDROBE TALL		24 27 30 33 36 39 42 45 48	84	23.25	HINGED DOORS FRAMED CORK DOORS TWO FIXED SHELVES CHROME HANGER ROD MIRROR AND PIN TRAY TWO ADJUSTABLE SHELVES
T3704 TEACHER WARDROBE TALL		24 27 30 33 36 39 42 45 48	84	23.25	HINGED DOORS FULL CORK DOORS TWO FIXED SHELVES CHROME HANGER ROD MIRROR AND PIN TRAY TWO ADJUSTABLE SHELVES

Product Specifications
are subject to change without notice.



TECHNOLOGY CABINETS

	WIDTHS	HEIGHTS	DEPTHS	DESCRIPTION
T3005 TEACHER WARDROBE TALL 	30 33 36 39 42 45 48	84	23.25	HINGED DOORS TWO FIXED SHELVES CHROME HANGER ROD MIRROR AND PIN TRAY TWO LETTER FILE DRAWERS CARD HOLDERS FILE RAILS ADJUSTABLE SHELF
T3205 TEACHER WARDROBE TALL 	30 33 36 39 42 45 48	84	23.25	HINGED DOORS FRAMED CORK DOORS TWO FIXED SHELVES CHROME HANGER ROD MIRROR AND PIN TRAY TWO LETTER FILE DRAWERS CARD HOLDERS FILE RAILS ADJUSTABLE SHELF
T3705 TEACHER WARDROBE TALL 	30 33 36 39 42 45 48	84	23.25	HINGED DOORS FULL CORK DOORS TWO FIXED SHELVES CHROME HANGER ROD MIRROR AND PIN TRAY TWO LETTER FILE DRAWERS CARD HOLDERS FILE RAILS ADJUSTABLE SHELF

Product Specifications
are subject to change without notice.

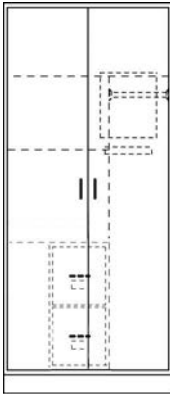
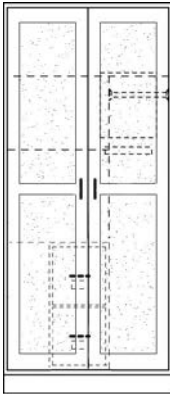



Wood-Metal Industries

Institutional Cabinets and Casework ✦ 100 East Sherman Street Selinsgrove, PA ✦ 570.374.1176 ✦ Fax 570.374.5010

25

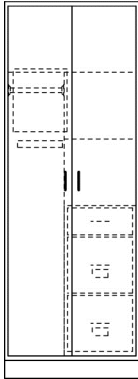
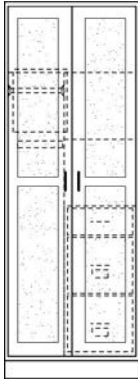
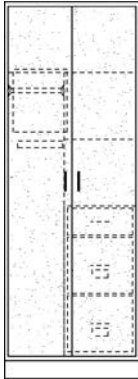
TECHNOLOGY CABINETS

		WIDTHS	HEIGHTS	DEPTHS	DESCRIPTION
T3006 TEACHER WARDROBE TALL		30 33 36 39 42 45 48	84	23.25	HINGED DOORS TWO FIXED SHELVES CHROME HANGER ROD MIRROR AND PIN TRAY TWO LETTER FILE DRAWERS CARD HOLDERS FILE RAILS ADJUSTABLE SHELF
T3206 TEACHER WARDROBE TALL		30 33 36 39 42 45 48	84	23.25	HINGED DOORS FRAMED CORK DOORS TWO FIXED SHELVES CHROME HANGER ROD MIRROR AND PIN TRAY TWO LETTER FILE DRAWERS CARD HOLDERS FILE RAILS ADJUSTABLE SHELF
T3706 TEACHER WARDROBE TALL		30 33 36 39 42 45 48	84	23.25	HINGED DOORS FULL CORK DOORS TWO FIXED SHELVES CHROME HANGER ROD MIRROR AND PIN TRAY TWO LETTER FILE DRAWERS CARD HOLDERS FILE RAILS ADJUSTABLE SHELF

Product Specifications are subject to change without notice.



TECHNOLOGY CABINETS

		WIDTHS	HEIGHTS	DEPTHS	DESCRIPTION
T3007 TEACHER WARDROBE TALL		30 33 36 39 42 45 48	84	23.25	HINGED DOORS TWO FIXED SHELVES CHROME HANGER ROD MIRROR AND PIN TRAY STANDARD DRAWER TWO LETTER FILE DRAWERS CARD HOLDERS FILE RAILS ADJUSTABLE SHELF
T3207 TEACHER WARDROBE TALL		30 33 36 39 42 45 48	84	23.25	HINGED DOORS FRAMED CORK DOORS TWO FIXED SHELVES CHROME HANGER ROD MIRROR AND PIN TRAY STANDARD DRAWER TWO LETTER FILE DRAWERS CARD HOLDERS FILE RAILS ADJUSTABLE SHELF
T3707 TEACHER WARDROBE TALL		30 33 36 39 42 45 48	84	23.25	HINGED DOORS FULL CORK DOORS TWO FIXED SHELVES CHROME HANGER ROD MIRROR AND PIN TRAY STANDARD DRAWER TWO LETTER FILE DRAWERS CARD HOLDERS FILE RAILS ADJUSTABLE SHELF

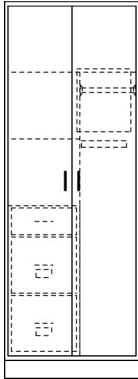
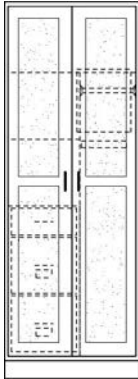
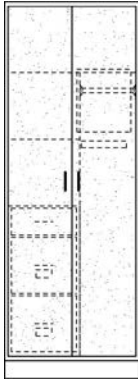
Product Specifications are subject to change without notice.



Wood-Metal Industries

Institutional Cabinets and Casework ✦ 100 East Sherman Street Selinsgrove, PA ✦ 570.374.1176 ✦ Fax 570.374.5010

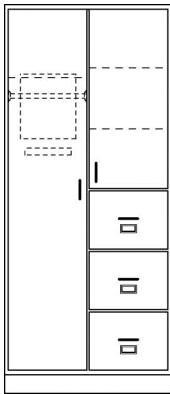
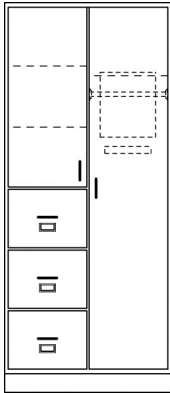
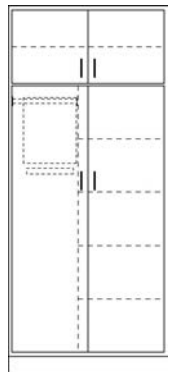
TECHNOLOGY CABINETS

		WIDTHS	HEIGHTS	DEPTHS	DESCRIPTION
T3008 TEACHER WARDROBE TALL		30 33 36 39 42 45 48	84	23.25	HINGED DOORS TWO FIXED SHELVES CHROME HANGER ROD MIRROR AND PIN TRAY STANDARD DRAWER TWO LETTER FILE DRAWERS CARD HOLDERS FILE RAILS ADJUSTABLE SHELF
T3208 TEACHER WARDROBE TALL		30 33 36 39 42 45 48	84	23.25	HINGED DOORS FRAMED CORK DOORS TWO FIXED SHELVES CHROME HANGER ROD MIRROR AND PIN TRAY STANDARD DRAWER TWO LETTER FILE DRAWERS CARD HOLDERS FILE RAILS ADJUSTABLE SHELF
T3708 TEACHER WARDROBE TALL		30 33 36 39 42 45 48	84	23.25	HINGED DOORS FULL CORK DOORS TWO FIXED SHELVES CHROME HANGER ROD MIRROR AND PIN TRAY STANDARD DRAWER TWO LETTER FILE DRAWERS CARD HOLDERS FILE RAILS ADJUSTABLE SHELF

Product Specifications
are subject to change without notice.



TECHNOLOGY CABINETS

	WIDTHS	HEIGHTS	DEPTHS	DESCRIPTION
<p>T3009</p> <p>TEACHER WARDROBE TALL</p> 	<p>36 39 42 45 48</p>	<p>84</p>	<p>23.25</p>	<p>HINGED DOORS TWO FIXED SHELVES CHROME HANGER ROD MIRROR AND PIN TRAY THREE FILE DRAWERS CARD HOLDERS FILE RAILS TWO ADJUSTABLE SHELVES</p>
<p>T3010</p> <p>TEACHER WARDROBE TALL</p> 	<p>36 39 42 45 48</p>	<p>84</p>	<p>23.25</p>	<p>HINGED DOORS TWO FIXED SHELVES CHROME HANGER ROD MIRROR AND PIN TRAY THREE FILE DRAWERS CARD HOLDERS FILE RAILS TWO ADJUSTABLE SHELVES</p>
<p>T3011</p> <p>TEACHER WARDROBE TALL</p> 	<p>30 33 36 39 42 45 48</p>	<p>84</p>	<p>23.25</p>	<p>HINGED DOORS FIXED FLOOR FIXED SHELF CHROME HANGER ROD MIRROR AND PIN TRAY FOUR ADJUSTABLE SHELVES</p>

Product Specifications
are subject to change without notice.


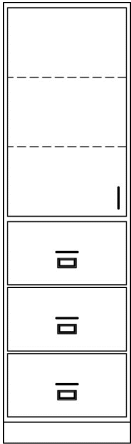
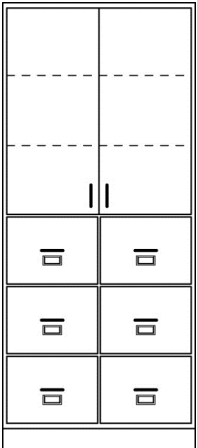


Wood-Metal Industries

Institutional Cabinets and Casework ✦ 100 East Sherman Street Selinsgrove, PA ✦ 570.374.1176 ✦ Fax 570.374.5010

29

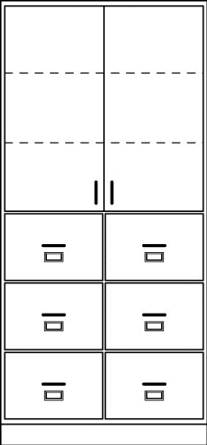
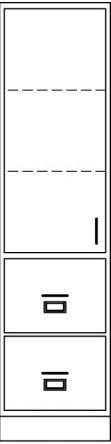
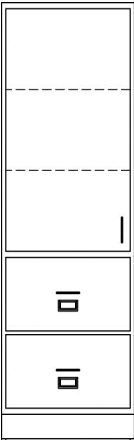
TECHNOLOGY CABINETS

		WIDTHS	HEIGHTS	DEPTHS	DESCRIPTION
<p>T4007 HINGED LEFT</p> <p>T4008 HINGED RIGHT</p> <p>DOOR LETTER FILE TALL</p> 		16 18	84	15.25 23.25 28.25	<p>HINGED DOOR FIXED CENTER FLOOR TWO ADJUSTABLE SHELVES ABOVE THREE LETTER FILE DRAWERS BELOW CARD HOLDERS FILE FOLDER RAILS</p>
<p>T4009 HINGED LEFT</p> <p>T4010 HINGED RIGHT</p> <p>DOOR LEGAL FILE TALL</p> 		19 21	84	15.25 23.25 28.25	<p>HINGED DOOR FIXED CENTER FLOOR TWO ADJUSTABLE SHELVES ABOVE THREE LEGAL FILE DRAWERS BELOW CARD HOLDERS FILE FOLDER RAILS</p>
<p>T4011</p> <p>DOOR LETTER FILE TALL</p> 		32 36	84	15.25 23.25 28.25	<p>HINGED DOORS FIXED CENTER FLOOR TWO ADJUSTABLE SHELVES ABOVE SIX LETTER FILE DRAWERS BELOW CARD HOLDERS FILE FOLDER RAILS</p>

Product Specifications are subject to change without notice.



TECHNOLOGY CABINETS

		WIDTHS	HEIGHTS	DEPTHS	DESCRIPTION
T4012 DOOR LEGAL FILE TALL		38 42	84	15.25 23.25 28.25	HINGED DOORS FIXED CENTER FLOOR TWO ADJUSTABLE SHELVES ABOVE SIX LEGAL FILE DRAWERS BELOW CARD HOLDERS FILE FOLDER RAILS
T4015 HINGED LEFT T4014 HINGED RIGHT DOOR LETTER FILE TALL		16 18	84	15.25 23.25 28.25	HINGED DOOR FIXED CENTER FLOOR TWO ADJUSTABLE SHELVES ABOVE TWO LETTER FILE DRAWERS BELOW CARD HOLDERS FILE FOLDER RAILS
T4017 HINGED LEFT T4016 HINGED RIGHT DOOR LEGAL FILE TALL		19 21	84	15.25 23.25 28.25	HINGED DOOR FIXED CENTER FLOOR TWO ADJUSTABLE SHELVES ABOVE TWO LEGAL FILE DRAWERS BELOW CARD HOLDERS FILE FOLDER RAILS

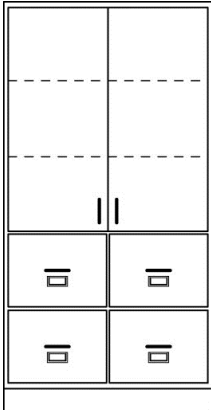
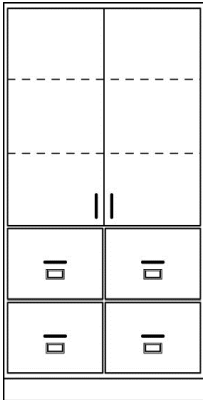
Product Specifications
are subject to change without notice.



Wood-Metal Industries

Institutional Cabinets and Casework ✦ 100 East Sherman Street Selinsgrove, PA ✦ 570.374.1176 ✦ Fax 570.374.5010


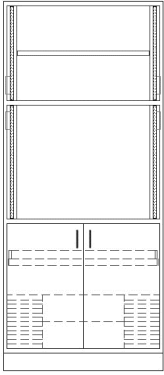
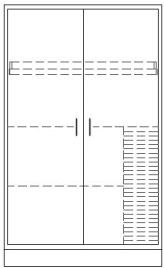
TECHNOLOGY CABINETS

		WIDTHS	HEIGHTS	DEPTHS	DESCRIPTION
T4018 DOOR LETTER FILE TALL		32 36	84	15.25 23.25 28.25	HINGED DOORS FIXED CENTER FLOOR TWO ADJUSTABLE SHELVES ABOVE FOUR LETTER FILE DRAWERS BELOW CARD HOLDERS FILE FOLDER RAILS
T4019 DOOR LEGAL FILE TALL		38 42	84	15.25 23.25 28.25	HINGED DOORS FIXED CENTER FLOOR TWO ADJUSTABLE SHELVES ABOVE FOUR LEGAL FILE DRAWERS BELOW CARD HOLDERS FILE FOLDER RAILS

Product Specifications
are subject to change without notice.



TECHNOLOGY CABINETS

	WIDTHS	HEIGHTS	DEPTHS	DESCRIPTION
<p>T5030</p> <p>TECHNOLOGY EDUCATION AUDIO VISUAL STORAGE</p> 	<p>30 33 36 39 42 45 48</p>	<p>84</p>	<p>23.25</p>	<p>HINGED DOORS AT TOP AND BOTTOM POCKET DOOR TV COMPARTMENT TWO FIXED FLOORS ADJUSTABLE SHELF SLIDING DVD/BLU-RAY TRAY (24) DVD/BLU-RAY COMPT'S FULL FINISHED INTERIOR</p>
<p>T5031</p> <p>TECHNOLOGY EDUCATION AUDIO VISUAL STORAGE</p> 	<p>30 33 36 39 42 45 48</p>	<p>84</p>	<p>23.25</p>	<p>HINGED DOORS AT BOTTOM POCKET DOOR AT TOP POCKET DOOR TV COMPARTMENT TWO FIXED FLOORS ADJUSTABLE SHELF SLIDING DVD/BLU-RAY TRAY (24) DVD/BLU-RAY COMPT'S FULL FINISHED INTERIOR</p>
<p>T5032</p> <p>TECHNOLOGY EDUCATION AUDIO VISUAL STORAGE</p> 	<p>30 33 36 39 42 45 48</p>	<p>60</p>	<p>23.25</p>	<p>HINGED DOORS FIXED SHELF ADJUSTABLE SHELF SLIDING DVD/BLU-RAY TRAY (24) DVD/BLU-RAY COMPT'S</p>

Product Specifications
are subject to change without notice.

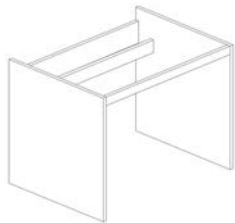
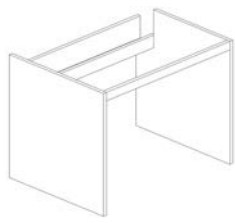
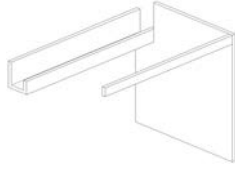


Wood-Metal Industries

Institutional Cabinets and Casework ✦ 100 East Sherman Street Selinsgrove, PA ✦ 570.374.1176 ✦ Fax 570.374.5010

33

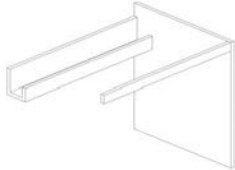
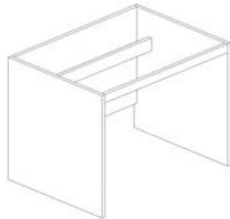
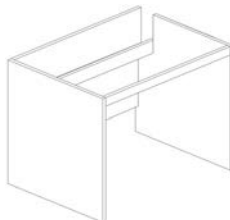
TECHNOLOGY CABINETS

		WIDTHS	HEIGHTS	DEPTHS	DESCRIPTION
EC900 COMPUTER STATION CARREL SINGLE UNIT 		31.5 33 36 39 42 45 48	29 32 34.5	23.25	APRON RAIL TWO END PANELS INTEGRATED CABLE TRAY ADJUSTABLE GLIDES SHIPPED UNASSEMBLED
EC900L COMPUTER STATION CARREL STARTER UNIT 		31.5 33 36 39 42 45 48	29 32 34.5	23.25	APRON RAIL TWO END PANELS INTEGRATED CABLE TRAY ADJUSTABLE GLIDES SHIPPED UNASSEMBLED RIGHT PANEL PREPARED FOR ADDITIONAL EC900A OR EC900R UNIT
EC900A COMPUTER STATION CARREL ADDER UNIT 		30.75 33 36 39 42 45 48	29 32 34.5	23.25	APRON RAIL ONE END PANEL INTEGRATED CABLE TRAY ADJUSTABLE GLIDES SHIPPED UNASSEMBLED RIGHT PANEL PREPARED FOR ADDITIONAL EC900A OR EC900R UNIT

Product Specifications are subject to change without notice.



TECHNOLOGY CABINETS

		WIDTHS	HEIGHTS	DEPTHS	DESCRIPTION
EC900R COMPUTER STATION CARREL END UNIT 		30.75 33 36 39 42 45 48	29 32 34.5	23.25	APRON RAIL ONE END PANEL INTEGRATED CABLE TRAY ADJUSTABLE GLIDES SHIPPED UNASSEMBLED RIGHT PANEL FINISHED AS END
EC901 COMPUTER STATION CARREL SINGLE UNIT 		31.5 33 36 39 42 45 48	29 32 34.5	23.25	APRON RAIL TWO END PANELS INTEGRATED CABLE TRAY MODESTY PANEL ADJUSTABLE GLIDES SHIPPED UNASSEMBLED
EC901L COMPUTER STATION CARREL STARTER UNIT 		31.5 33 36 39 42 45 48	29 32 34.5	23.25	APRON RAIL TWO END PANELS INTEGRATED CABLE TRAY MODESTY PANEL ADJUSTABLE GLIDES SHIPPED UNASSEMBLED RIGHT PANEL PREPARED FOR ADDITIONAL EC901A OR EC901R UNIT

Product Specifications
are subject to change without notice.

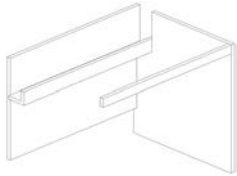
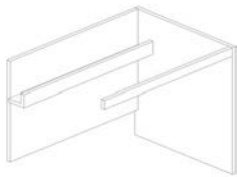
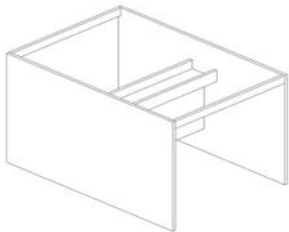


Wood-Metal Industries

Institutional Cabinets and Casework ✦ 100 East Sherman Street Selinsgrove, PA ✦ 570.374.1176 ✦ Fax 570.374.5010

35

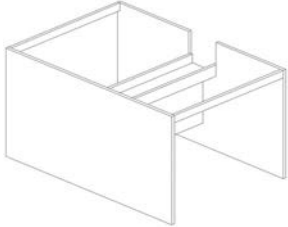
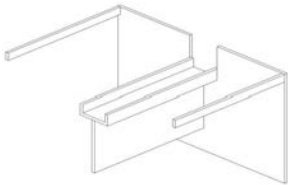
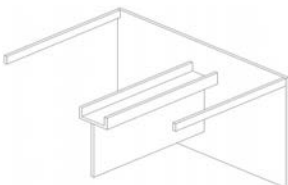
TECHNOLOGY CABINETS

	WIDTHS	HEIGHTS	DEPTHS	DESCRIPTION
<p>EC901A</p> <p>COMPUTER STATION CARREL</p> <p>ADDER UNIT</p> 	30.75 33 36 39 42 45 48	29 32 34.5	23.25	<p>APRON RAIL ONE END PANEL INTEGRATED CABLE TRAY MODESTY PANEL ADJUSTABLE GLIDES SHIPPED UNASSEMBLED</p> <p>RIGHT PANEL PREPARED FOR ADDITIONAL EC901A OR EC901R UNIT</p>
<p>EC901R</p> <p>COMPUTER STATION CARREL</p> <p>END UNIT</p> 	30.75 33 36 39 42 45 48	29 32 34.5	23.25	<p>APRON RAIL TWO END PANELS INTEGRATED CABLE TRAY MODESTY PANEL ADJUSTABLE GLIDES SHIPPED UNASSEMBLED</p> <p>RIGHT PANEL FINISHED AS END</p>
<p>EC911</p> <p>DOUBLE SIDED COMPUTER STATION CARREL</p> <p>SINGLE UNIT</p> 	31.5 33 36 39 42 45 48	29 32 34.5	46.5	<p>TWO APRON RAILS TWO END PANELS INTEGRATED CABLE TRAY MODESTY PANEL ADJUSTABLE GLIDES SHIPPED UNASSEMBLED</p>

Product Specifications
are subject to change without notice.



TECHNOLOGY CABINETS

		WIDTHS	HEIGHTS	DEPTHS	DESCRIPTION
<p>EC911L</p> <p>DOUBLE SIDED COMPUTER STATION CARREL</p> <p>STARTER UNIT</p> 	<p>31.5</p> <p>33</p> <p>36</p> <p>39</p> <p>42</p> <p>45</p> <p>48</p>	<p>29</p> <p>32</p> <p>34.5</p>	<p>23.25</p>	<p>TWO APRON RAILS TWO END PANELS INTEGRATED CABLE TRAY MODESTY PANEL ADJUSTABLE GLIDES SHIPPED UNASSEMBLED</p> <p>RIGHT PANEL PREPARED FOR ADDITIONAL EC911A OR EC911R UNIT</p>	
<p>EC911A</p> <p>DOUBLE SIDED COMPUTER STATION CARREL</p> <p>ADDER UNIT</p> 	<p>30.75</p> <p>33</p> <p>36</p> <p>39</p> <p>42</p> <p>45</p> <p>48</p>	<p>29</p> <p>32</p> <p>34.5</p>	<p>23.25</p>	<p>TWO APRON RAILS TWO END PANELS INTEGRATED CABLE TRAY MODESTY PANEL ADJUSTABLE GLIDES SHIPPED UNASSEMBLED</p> <p>RIGHT PANEL PREPARED FOR ADDITIONAL EC911A OR EC911R UNIT</p>	
<p>EC911R</p> <p>DOUBLE SIDED COMPUTER STATION CARREL</p> <p>END UNIT</p> 	<p>30.75</p> <p>33</p> <p>36</p> <p>39</p> <p>42</p> <p>45</p> <p>48</p>	<p>29</p> <p>32</p> <p>34.5</p>	<p>23.25</p>	<p>TWO APRON RAILS TWO END PANELS INTEGRATED CABLE TRAY MODESTY PANEL ADJUSTABLE GLIDES SHIPPED UNASSEMBLED</p> <p>RIGHT PANEL FINISHED AS END</p>	

Product Specifications
are subject to change without notice.






Wood-Metal Industries

Institutional Cabinets and Casework ✦ 100 East Sherman Street Selinsgrove, PA ✦ 570.374.1176 ✦ Fax 570.374.5010

37


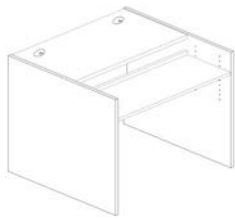
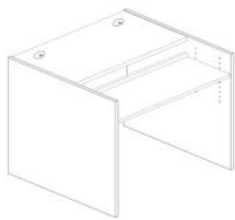
TECHNOLOGY CABINETS

	WIDTHS	HEIGHTS	DEPTHS	DESCRIPTION
<p>EC902</p> <p>COMPUTER STATION CARREL</p> <p>SINGLE UNIT</p> 	31.5 33 36 39 42 45 48	29 32 34.5	23.25	TWO END PANELS INTEGRATED CABLE TRAY INTEGRATED CPU BOX MODESTY PANEL ADJUSTABLE GLIDES ARTICULATING KB1 KEYBOARD TRAY SHIPPED UNASSEMBLED WORK SURFACE WILL BE WHITE U.N.O
<p>EC902R</p> <p>COMPUTER STATION CARREL</p> <p>STARTER UNIT</p> 	31.5 33 36 39 42 45 48	29 32 34.5	23.25	TWO END PANELS INTEGRATED CABLE TRAY INTEGRATED CPU BOX MODESTY PANEL ADJUSTABLE GLIDES ARTICULATING KB1 KEYBOARD TRAY SHIPPED UNASSEMBLED WORK SURFACE WILL BE WHITE U.N.O LEFT PANEL PREPARED FOR ADDITIONAL EC902A OR EC902L UNIT
<p>EC902A</p> <p>COMPUTER STATION CARREL</p> <p>ADDER UNIT</p> 	30.75 33 36 39 42 45 48	29 32 34.5	23.25	ONE END PANEL INTEGRATED CABLE TRAY MODESTY PANEL ADJUSTABLE GLIDES ARTICULATING KB1 KEYBOARD TRAY SHIPPED UNASSEMBLED WORK SURFACE WILL BE WHITE U.N.O LEFT PANEL PREPARED FOR ADDITIONAL EC902A OR EC902L UNIT

Product Specifications are subject to change without notice.



TECHNOLOGY CABINETS

		WIDTHS	HEIGHTS	DEPTHS	DESCRIPTION
EC902L COMPUTER STATION CARREL END UNIT		30.75 33 36 39 42 45 48	29 32 34.5	23.25	ONE END PANEL INTEGRATED CABLE TRAY MODESTY PANEL ADJUSTABLE GLIDES ARTICULATING KB1 KEYBOARD TRAY SHIPPED UNASSEMBLED WORK SURFACE WILL BE WHITE U.N.O LEFT PANEL FINISHED AS END
EC903 COMPUTER STATION CARREL SINGLE UNIT		31.5 33 36 39 42 45 48	29 32 34.5	23.25 28.25	TWO END PANELS MODESTY PANEL ADJUSTABLE GLIDES ADJUSTABLE KEYBOARD SURFACE SHIPPED UNASSEMBLED WORK SURFACES WILL BE WHITE U.N.O
EC903R COMPUTER STATION CARREL STARTER UNIT		31.5 33 36 39 42 45 48	29 32 34.5	23.25 28.25	TWO END PANELS MODESTY PANEL ADJUSTABLE GLIDES ADJUSTABLE KEYBOARD SURFACE SHIPPED UNASSEMBLED WORK SURFACES WILL BE WHITE U.N.O LEFT PANEL PREPARED FOR ADDITIONAL EC903A OR EC903L UNIT

Product Specifications
are subject to change without notice.





Wood-Metal Industries

Institutional Cabinets and Casework ✦ 100 East Sherman Street Selinsgrove, PA ✦ 570.374.1176 ✦ Fax 570.374.5010

39

TECHNOLOGY CABINETS

	WIDTHS	HEIGHTS	DEPTHS	DESCRIPTION
<p>EC903A</p> <p>COMPUTER STATION CARREL</p> <p>ADDER UNIT</p> 	30.75 33 36 39 42 45 48	29 32 34.5	23.25 28.25	<p>TWO END PANELS MODESTY PANEL ADJUSTABLE GLIDES ADJUSTABLE KEYBOARD SURFACE SHIPPED UNASSEMBLED WORK SURFACES WILL BE WHITE U.N.O</p> <p>LEFT PANEL PREPARED FOR ADDITIONAL EC903A OR EC903L UNIT</p>
<p>EC903L</p> <p>COMPUTER STATION CARREL</p> <p>END UNIT</p> 	30.75 33 36 39 42 45 48	29 32 34.5	23.25 28.25	<p>TWO END PANELS MODESTY PANEL ADJUSTABLE GLIDES ADJUSTABLE KEYBOARD SURFACE SHIPPED UNASSEMBLED WORK SURFACES WILL BE WHITE U.N.O</p> <p>LEFT PANEL FINISHED AS END</p>

Product Specifications
are subject to change without notice.



This Page Is
Intentionally
Left Blank



Wood-Metal Industries

Institutional Cabinets and Casework ✦ 100 East Sherman Street Selinsgrove, PA ✦ 570.374.1176 ✦ Fax 570.374.5010

Product Specifications
are subject to change without notice.

41

SECTION INDEX

Open Base Cabinets

B1001	Open CPU Base, No Shlvs	2
B1002	Printer Base, 1 Adj Shelf	2
B1003	Printer Base, 2 Adj Shlvs	2
B1063	Printer Base, 1 Sliding Tray	3
B1064	Printer Base, 2 Sliding Trays	3

Door Base Cabinets

B2041	Printer Base, 1 Sliding Tray, Dbl Door	3
B2042	Printer Base, 2 Sliding Trays, Dbl Door	3
B2001	1 Adj Shelf, Hinged Left	4
B2201	1 Adj Shelf, Framed Cork Door Hinged Left	4
B2202	1 Adj Shelf, Framed Cork Door Hinged Right	4
B2701	1 Adj Shelf, Full Cork Door Hinged Left	4
B2702	1 Adj Shelf, Full Cork Door Hinged Right	4
B2002	1 Adj Shelf, Hinged Right	4
B2003	2 Adj Shlvs, Hinged Left	4
B2004	2 Adj Shlvs, Hinged Right	4
B2203	2 Adj Shlvs, Framed Cork Door Hinged Left	4
B2204	2 Adj Shlvs, Framed Cork Door Hinged Right	4
B2703	2 Adj Shlvs, Full Cork Door Hinged Left	4
B2704	2 Adj Shlvs, Full Cork Door Hinged Right	4
B2005	1 Adj Shelf, Dbl Door	4
B2205	1 Adj Shelf, Framed Cork Dbl Door	4
B2505	1 Adj Shelf, Sliding Solid Dbl Door	4
B2605	1 Adj Shelf, Sliding Framed Cork Dbl Door	4
B2705	1 Adj Shelf, Full Cork Dbl Door	4
B2805	1 Adj Shelf, Sliding Full Cork Dbl Door	4
B2006	2 Adj Shlvs, Dbl Door	4
B2206	2 Adj Shlvs, Framed Cork Dbl Door	4
B2506	2 Adj Shlvs, Sliding Solid Dbl Door	4
B2606	2 Adj Shlvs, Sliding Framed Cork Dbl Door	4
B2706	2 Adj Shlvs, Full Cork Dbl Door	4
B2806	2 Adj Shlvs, Sliding Full Cork Dbl Door	4
B2007	Center Partition, 2 Adj Shlvs, Dbl Door	5
B2207	Center Partition, 2 Adj Shlvs, Framed Cork Dbl Door	5
B2507	Center Partition, 2 Adj Shlvs, Sliding Solid Dbl Door	5
B2607	Center Partition, 2 Adj Shlvs, Sliding Frmd Cork Dbl Door	5
B2707	Center Partition, 2 Adj Shlvs, Full Cork Dbl Door	5
B2807	Center Partition, 2 Adj Shlvs, Sliding Full Cork Dbl Door	5
B2008	Center Partition, 4 Adj Shlvs, Dbl Door	5
B2208	Center Partition, 4 Adj Shlvs, Framed Cork Dbl Door	5
B2508	Center Partition, 4 Adj Shlvs, Sliding Solid Dbl Door	5
B2608	Center Partition, 4 Adj Shlvs, Sliding Frmd Cork Dbl Door	5
B2708	Center Partition, 4 Adj Shlvs, Full Cork Dbl Door	5
B2808	Center Partition, 4 Adj Shlvs, Sliding Full Cork Dbl Door	5
B2009	Project Storage, Hinged Left	5
B2010	Project Storage, Hinged Right	5
B2011	2 Partitions, 9 Adj Shlvs, Dbl Door	5

File Drwr Base Cabinets

B3101	2 Eq Drwr, 1 Letter File	6
B3102	2 Eq Drwr, 1 Legal File	6
B3103	2 Eq Drwr, 1 Letter File, Writing Board	6
B3104	2 Eq Drwr, 1 Legal File, Writing Board	6
B3105	2 Letter Files	7
B3106	2 Legal Files	7
B3107	1 Drwr, 2 Letter Files	7
B3108	1 Drwr, 2 Legal Files	7
B3109	3 Letter Files	8
B3110	3 Legal Files	8
B3111	4 Letter Files	8

B3112	4 Legal Files	8
B3113	4 Letter Files	9
B3114	4 Legal Files	9
B3115	2 Eq Drwr, 4 Letter Files	9
B3116	2 Eq Drwr, 4 Legal Files	9
B3117	2 Letter/Legal Lateral Files, 1 Pull	10
B3118	2 Letter/Legal Lateral Files, 2 Pulls	10
B3119	3 Letter/Legal Lateral Files, 1 Pull	10
B3120	3 Letter/Legal Lateral Files, 2 Pulls	10
B3121	4 Letter/Legal Lateral Files, 1 Pull	11
B3122	4 Letter/Legal Lateral Files, 2 Pulls	11

Combination Base Cabinets

B4001	1 Drwr, 1 Adj Shelf, Hinged Left	12
B4002	1 Drwr, 1 Adj Shelf, Hinged Right	12
B4201	1 Drwr, 1 Adj Shelf, Framed Cork Hinged Left	12
B4202	1 Drwr, 1 Adj Shelf, Framed Cork Hinged Right	12
B4701	1 Drwr, 1 Adj Shelf, Full Cork Hinged Left	12
B4702	1 Drwr, 1 Adj Shelf, Full Cork Hinged Right	12
B4003	1 Drwr, 1 Adj Shelf, Dbl Door, 1 Pull	12
B4203	1 Drwr, 1 Adj Shelf, Framed Cork Dbl Door, 1 Pull	12
B4503	1 Drwr, 1 Adj Shelf, Sliding Solid Dbl Door, 1 Pull	12
B4603	1 Drwr, 1 Adj Shelf, Sliding Frmd Cork Dbl Door, 1 Pull	12
B4703	1 Drwr, 1 Adj Shelf, Full Cork Dbl Door, 1 Pull	12
B4803	1 Drwr, 1 Adj Shelf, Sliding Full Cork Dbl Door, 1 Pull	12
B4004	1 Drwr, 1 Adj Shelf, Dbl Door, 2 Pulls	12
B4204	1 Drwr, 1 Adj Shelf, Framed Cork Dbl Door, 2 Pulls	12
B4504	1 Drwr, 1 Adj Shelf, Sliding Solid Dbl Door, 2 Pulls	12
B4604	1 Drwr, 1 Adj Shelf, Sliding Frmd Cork Dbl Door, 2 Pulls	12
B4704	1 Drwr, 1 Adj Shelf, Full Cork Dbl Door, 2 Pulls	12
B4804	1 Drwr, 1 Adj Shelf, Sliding Full Cork Dbl Door, 2 Pulls	12
B4005	1 Drwr, Cntr Partition, 2 Adj Shlvs, Dbl Door, 1 Pull	12
B4205	1 Drwr, Cntr Partn, Adj Shelf, Frmd Cork Dbl Door, 1 Pull	12
B4505	1 Drwr, Cntr Partn, Adj Shelf, Slidng Solid Door, 1 Pull	12
B4605	1 Drwr, Cntr Partn, Adj Shelf, Slidng Frmd Cork Dbl Door, 1 Pull	12
B4705	1 Drwr, Cntr Partn, Adj Shelf, Full Cork Dbl Door, 1 Pull	12
B4805	1 Drwr, Cntr Partn, Adj Shelf, Slidng Full Cork Dbl Door, 1 Pull	12
B4006	1 Drwr, 2 Adj Shlvs, Dbl Door, 2 Pulls	13
B4206	1 Drwr, 2 Adj Shlvs, Frmd Cork Dbl Door, 2 Pulls	13
B4506	1 Drwr, 2 Adj Shlvs, Sliding Solid Dbl Door, 2 Pulls	13
B4606	1 Drwr, 2 Adj Shlvs, Sliding Frmd Cork Dbl Door, 2 Pulls	13
B4706	1 Drwr, 2 Adj Shlvs, Full Cork Dbl Door, 2 Pulls	13
B4806	1 Drwr, 2 Adj Shlvs, Sliding Full Cork Dbl Door, 2 Pulls	13
B4007	2 Eq Drwrs, 1 Adj Shelf, Dbl Door	13
B4207	2 Eq Drwrs, 1 Adj Shelf, Framed Cork Dbl Door	13
B4407	2 Eq Drwrs, 1 Adj Shelf, Framed Plate Glass Dbl Door	13
B4507	2 Eq Drwrs, 1 Adj Shelf, Sliding Solid Dbl Door	13
B4607	2 Eq Drwrs, 1 Adj Shelf, Sliding Framed Cork Dbl Door	13
B4707	2 Eq Drwrs, 1 Adj Shelf, Full Cork Dbl Door	13
B4807	2 Eq Drwrs, 1 Adj Shelf, Sliding Full Cork Dbl Door	13
B4008	2 Eq Drwrs, 2 Adj Shlvs, Dbl Door	13
B4208	2 Eq Drwrs, 2 Adj Shlvs, Framed Cork Dbl Door	13
B4508	2 Eq Drwrs, 2 Adj Shlvs, Sliding Solid Dbl Door	13
B4608	2 Eq Drwrs, 2 Adj Shlvs, Sliding Framed Cork Dbl Door	13
B4708	2 Eq Drwrs, 2 Adj Shlvs, Full Cork Dbl Door	13
B4808	2 Eq Drwrs, 2 Adj Shlvs, Sliding Full Cork Dbl Door	13

Specialty Base Cabinets

B1014	Right End-Cap Unit	14
B1015	Left End-Cap Unit	14
B1016	End-Cap Unit	14
B1017	End-Cap Unit	14

Product Specifications
are subject to change without notice.



B2030	Tilt-Out Waste	15
B2031	Slide-Out Waste	15
B2037	Grommet Waste, Hinged Left	15
B2038	Grommet Waste, Hinged Right	15
B2039	Open Waste, Hinged Left	15
B2040	Open Waste, Hinged Right	15

Open Tall Cabinets

T0000	Tall Cabinet Modifier	16
T1001	1 Fixed Shelf, 2 Adj Shelves	16
T1002	1 Fixed Shelf, 4 Adj Shelves	16
T1003	Center Partition, 2 Fixed Shelves, 4 Adj Shelves	17
T1004	Center Partition, 2 Fixed Shelves, 8 Adj Shelves	17

Door Tall Cabinets

T2001	1 Fixed Center Shelf, 4 Adj Shlvs, Door Hinged Left	18
T2002	1 Fixed Center Shelf, 4 Adj Shlvs, Door Hinged Right	18
T2101	1 Fixed Center Shelf, 4 Adj Shlvs, Frmd Glass Door Hinged Left ...	18
T2102	1 Fixed Center Shelf, 4 Adj Shlvs, Frmd Glass Door Hinged Right .	18
T2201	1 Fixed Center Shelf, 4 Adj Shlvs, Frmd Cork Door Hinged Left ...	18
T2202	1 Fixed Center Shelf, 4 Adj Shlvs, Frmd Cork Door Hinged Right .	18
T2701	1 Fixed Center Shelf, 4 Adj Shlvs, Full Cork Door Hinged Left	19
T2702	1 Fixed Center Shelf, 4 Adj Shlvs, Full Cork Door Hinged Right ...	19
T2003	1 Fixed Center Shelf, 4 Adj Shlvs, Dbl Door	19
T2103	1 Fixed Center Shelf, 4 Adj Shlvs, Framed Glass Dbl Door	19
T2004	Center Partition, 2 Fixed Center Shlvs, 8 Adj Shlvs, Dbl Door	20
T2005	1 Fixed Floor, 4 Adj Shlvs, Split Doors Hinged Left	20
T2006	1 Fixed Floor, 4 Adj Shlvs, Split Doors Hinged Right	20
T2007	1 Fixed Floor, 4 Adj Shlvs, Dbl Split Doors	20
T2008	3 Partitions, 4 Fixed Center Shlvs, 16 Adj Shlvs, Dbl Doors	21
T2009	1 Partition, 2 Fxd Shlvs, 3 Adj Shlvs, 10 Comp't Shlvs, Dbl Door ..	21

Teacher Wardrobe Cabinets

T3001	1 Fixed Shelf, Hanger Rod, Mirror, Pin Tray, Door Hinged Left ...	22
T3002	1 Fixed Shelf, Hanger Rod, Mirror, Pin Tray, Door Hinged Right .	22
T3201	1 Fixed Shlf, Rod, Mirror, Pin Tray, Frmd Cork Dr Hinged Left ...	22
T3202	1 Fixed Shlf, Rod, Mirror, Pin Tray, Frmd Cork Dr Hinged Right .	22
T3701	1 Fixed Shlf, Rod, Mirror, Pin Tray, Full Cork Dr Hinged Left	22
T3702	1 Fixed Shlf, Rod, Mirror, Pin Tray, Full Cork Dr Hinged Right ...	22
T3003	2 Fixed Shlvs, 2 Adj Shlvs, Rod, Mir, Pin Tray, Dbl Door	23
T3203	2 Fixed Shlvs, 2 Adj Shlvs, Rod, Mir, Pin Tray, Frmd Cork Dbl Dr	23
T3703	2 Fixed Shlvs, 2 Adj Shlvs, Rod, Mir, Pin Tray, Full Cork Dbl Dr .	23
T3004	2 Fixed Shlvs, 2 Adj Shlvs, Rod, Mir, Pin Tray, Dbl Door	24
T3204	2 Fixed Shlvs, 2 Adj Shlvs, Rod, Mir, Pin Tray, Frmd Cork Dbl Dr	24
T3704	2 Fixed Shlvs, 2 Adj Shlvs, Rod, Mir, Pin Tray, Full Cork Dbl Dr .	24
T3005	2 Fxd & 1 Adj Shlf, Rod, Mir, Pin Tray, 2 Files, Dbl Door	25
T3205	2 Fxd & 1 Adj Shlf, Rod, Mir, Pin Tray, 2 Files, Frmd Cork Dbl Dr	25
T3705	2 Fxd & 1 Adj Shlf, Rod, Mir, Pin Tray, 2 Files, Full Cork Dbl Dr .	25
T3006	2 Fxd & 1 Adj Shlf, Rod, Mir, Pin Tray, 2 Files, Dbl Door	26
T3206	2 Fxd & 1 Adj Shlf, Rod, Mir, Pin Tray, 2 Files, Frmd Cork Dbl Dr	26
T3706	2 Fxd & 1 Adj Shlf, Rod, Mir, Pin Tray, 2 Files, Full Cork Dbl Dr .	26
T3007	2 Fxd & 1 Adj Shlf, Rod, Mir, Pin Tray, 2 Files, Dbl Door	27
T3207	2 Fxd & 1 Adj Shlf, Rod, Mir, Pin Tray, 2 Files, Frmd Cork Dbl Dr	27
T3707	2 Fxd & 1 Adj Shlf, Rod, Mir, Pin Tray, 2 Files, Full Cork Dbl Dr .	27
T3008	2 Fxd & 1 Adj Shlf, Rod, Mir, Pin Tray, 2 Files, Dbl Door	28
T3208	2 Fxd & 1 Adj Shlf, Rod, Mir, Pin Tray, 2 Files, Frmd Cork Dbl Dr	28
T3708	2 Fxd & 1 Adj Shlf, Rod, Mir, Pin Tray, 2 Files, Full Cork Dbl Dr .	28
T3009	1 Fxd Shlf, 2 Adj Shlvs, Rod, Mir, Pin Tray, 3 Ext Files, Dbl Door	29
T3010	1 Fxd Shlf, 2 Adj Shlvs, Rod, Mir, Pin Tray, 3 Ext Files, Dbl Door	29
T3011	1 Fxd Shlf, 2 Adj Shlvs, Rod, Mir, Pin Tray, 3 Ext Files, Dbl Door	29

Combination Tall Cabinets

T4007	1 Fixed Floor, 2 Adj Shlvs, 3 Letter Files Below, Dr Hinged Left ..	30
T4008	1 Fixed Floor, 2 Adj Shlvs, 3 Letter Files Below, Dr Hinged Right .	30

T4009	1 Fixed Floor, 2 Adj Shlvs, 3 Legal Files Below, Dr Hinged Left	30
T4010	1 Fixed Floor, 2 Adj Shlvs, 3 Legal Files Below, Dr Hinged Right ..	30
T4011	1 Fixed Floor, 2 Adj Shlvs, 6 Letter Files Below, Dbl Door	30
T4012	1 Fixed Floor, 2 Adj Shlvs, 6 Legal Files Below, Dbl Door	31
T4015	1 Fixed Floor, 2 Adj Shlvs, 2 Letter Files Below, Dr Hinged Left ...	31
T4014	1 Fixed Floor, 2 Adj Shlvs, 2 Letter Files Below, Dr Hinged Right .	31
T4017	1 Fixed Floor, 2 Adj Shlvs, 2 Legal Files Below, Dr Hinged Left	31
T4016	1 Fixed Floor, 2 Adj Shlvs, 2 Legal Files Below, Dr Hinged Right ..	31
T4018	1 Fixed Floor, 2 Adj Shlvs, 2 Letter Files Below, Dbl Door	32
T4019	1 Fixed Floor, 2 Adj Shlvs, 2 Legal Files Below, Dbl Door	32

Specialty Tall Cabinets

T5030	A/V Storage, Pocket Doors, Sliding Tray, Dbl Dr Above/Below ...	33
T5031	A/V Storage, Pocket Doors, Sliding Tray, Dbl Dr Below	33
T5032	A/V Storage, Sliding Tray, DVD/Blu-ray Storage, Dbl Door	33

Technology Carrel Units

EC900	Computer Station Carrel, Single Unit	34
EC900L	Computer Station Carrel, Starter Unit	34
EC900A	Computer Station Carrel, Adder Unit	34
EC900R	Computer Station Carrel, End Unit	35
EC901	Computer Station Carrel w/Modesty Panel, Single Unit	35
EC901L	Computer Station Carrel, w/Modesty Panel, Starter Unit	35
EC901A	Computer Station Carrel, w/Modesty Panel, Adder Unit	36
EC901R	Computer Station Carrel, w/Modesty Panel, End Unit	36
EC911	Dbl Sided Computer Station Carrel w/Mod Panel, Single Unit	36
EC911L	Dbl Sided Computer Station Carrel, w/Mod Panel, Starter Unit ...	37
EC911A	Dbl Sided Computer Station Carrel, w/Mod Panel, Adder Unit	37
EC911R	Dbl Sided Computer Station Carrel, w/Mod Panel, End Unit	37
EC902	Computer Station Carrel, Mod Panel, Keyboard Tray, Single Unit .	38
EC902R	Computer Station Carrel, Mod Panel, Keyboard Tray, Starter Unit	38
EC902A	Computer Station Carrel, Mod Panel, Keyboard Tray, Adder Unit	38
EC902L	Computer Station Carrel, Mod Panel, Keyboard Tray, End Unit ...	39
EC903	Computer Station Carrel, Mod Panel, Keyboard Tray, Single Unit .	39
EC903R	Computer Station Carrel, Mod Panel, Keyboard Tray, Starter Unit	39
EC903A	Computer Station Carrel, Mod Panel, Keyboard Tray, Adder Unit	40
EC903L	Computer Station Carrel, Mod Panel, Keyboard Tray, End Unit ...	40



Wood-Metal Industries

Institutional Cabinets and Casework ✦ 100 East Sherman Street Selinsgrove, PA ✦ 570.374.1176 ✦ Fax 570.374.5010

Product Specifications
are subject to change without notice.



This Page Is
Intentionally
Left Blank

Product Specifications
are subject to change without notice.

