

SECTION CONTENTS

Standard Cabinet Fillers	2-8
Wall Cabinet Fillers.....	2
Base Cabinet Fillers.....	2-4
Tall Cabinet Fillers.....	4
Corner Wall Fillers.....	5
Corner Base Fillers.....	5-6
Corner Tall Fillers.....	6-7
Misc. Filler Panel Assemblies.....	7-8
Misc. Filler Panels.....	8
Countertop Supports	9
Angled Support Brackets.....	9
Support Panels.....	9
Pedestal Supports	10-11
Single Sided Pedestals.....	10
Double Sided Pedestals.....	11
Fillers & Miscellaneous Index	12







Wood-Metal Industries

Institutional Cabinets and Casework ✦ 100 East Sherman Street Selinsgrove, PA ✦ 570.374.1176 ✦ Fax 570.374.5010

Product Specifications
are subject to change without notice.





FILLERS & MISCELLANEOUS

		WIDTHS	HEIGHTS	DEPTHS	DESCRIPTION
F1001 WALL CABINET FILLER		3 6 9 12 15 18 21 24	12 15 16 19 24 25 31 32 36 42 48	13.25 15.25	FULL WIDTH PANEL FILLER ASSEMBLY INCLUDES TOP AND BOTTOM RETURNS FILLERS DESIGNED FOR WALL SCRIBING
F1101 WALL CABINET FILLER		3 6 9 12 15 18 21 24	12 15 16 19 24 25 31 32 36 42 48	13.25 15.25	PANEL FILLER ASSEMBLY INCLUDES TOP AND BOTTOM RETURNS INCLUDES FULL DEPTH LEFT RETURN SPECIFY IF RETURN IS TO BE FINISHED FILLERS DESIGNED FOR WALL SCRIBING
F1201 WALL CABINET FILLER		3 6 9 12 15 18 21 24	12 15 16 19 24 25 31 32 36 42 48	13.25 15.25	PANEL FILLER ASSEMBLY INCLUDES TOP AND BOTTOM RETURNS INCLUDES FULL DEPTH RIGHT RETURN SPECIFY IF RETURN IS TO BE FINISHED FILLERS DESIGNED FOR WALL SCRIBING
F1002 BASE CABINET FILLER		3 6 9 12 15 18 21 24	25.75 29 32 34.5		BASE FILLER W/TOE KICK ASSEMBLY FILLERS DESIGNED FOR WALL SCRIBING

Product Specifications
are subject to change without notice.



FILLERS & MISCELLANEOUS

		WIDTHS	HEIGHTS	DEPTHS	DESCRIPTION
F1102 BASE CABINET FILLER		3			BASE FILLER W/TOE KICK ASSEMBLY INCLUDES FULL DEPTH LEFT RETURN SPECIFY IF RETURN IS TO BE FINISHED FILLERS DESIGNED FOR WALL SCRIBING
		6			
		9	25.75	13.25	
		12	29	15.25	
		15	32	23.25	
		18	34.5	28.25	
		21		34.25	
24					
F1202 BASE CABINET FILLER		3			BASE FILLER W/TOE KICK ASSEMBLY INCLUDES FULL DEPTH RIGHT RETURN SPECIFY IF RETURN IS TO BE FINISHED FILLERS DESIGNED FOR WALL SCRIBING
		6			
		9	25.75	13.25	
		12	29	15.25	
		15	32	23.25	
		18	34.5	28.25	
		21		34.25	
24					
F1003 CABINET PANEL FILLER		3			PANEL FILLER W/ONE FINISHED FACE FILLERS DESIGNED FOR WALL SCRIBING GRAIN RUNS VERTICALLY *SPECIFY IF TOP RETURN IS REQUIRED
		6			
		9	25.75		
		12	29		
		15	32		
		18	34.5		
		21			
24					
F1103 CABINET PANEL FILLER		3			PANEL FILLER W/ONE FINISHED FACE INCLUDES FULL DEPTH LEFT RETURN SPECIFY IF RETURN IS TO BE FINISHED FILLERS DESIGNED FOR WALL SCRIBING *SPECIFY IF TOP RETURN IS REQUIRED
		6			
		9	25.75	13.25	
		12	29	15.25	
		15	32	23.25	
		18	34.5	28.25	
		21		34.25	
24					





Product Specifications
are subject to change without notice.



Wood-Metal Industries

Institutional Cabinets and Casework ✦ 100 East Sherman Street Selinsgrove, PA ✦ 570.374.1176 ✦ Fax 570.374.5010

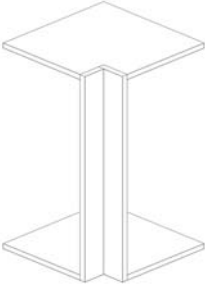
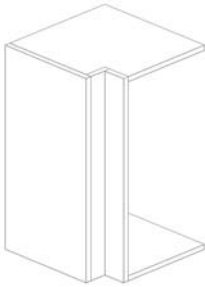
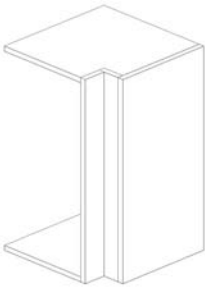
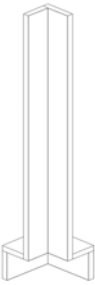
FILLERS & MISCELLANEOUS

		WIDTHS	HEIGHTS	DEPTHS	DESCRIPTION
F1203 CABINET PANEL FILLER		3 6 9 12 15 18 21 24	25.75 29 32 34.5	13.25 15.25 23.25 28.25 34.25	PANEL FILLER W/ONE FINISHED FACE INCLUDES FULL DEPTH RIGHT RETURN SPECIFY IF RETURN IS TO BE FINISHED FILLERS DESIGNED FOR WALL SCRIBING *SPECIFY IF TOP RETURN IS REQUIRED
F1004 TALL CABINET FILLER		3 6 9 12 15 18 21 24	48 54 60 66 72 78 84	13.25 15.25 23.25 25.25 28.25 34.25	TALL FILLER W/TOE KICK ASSEMBLY INCLUDES TOP RETURN FILLERS DESIGNED FOR WALL SCRIBING
F1104 TALL CABINET FILLER		3 6 9 12 15 18 21 24	48 54 60 66 72 78 84	13.25 15.25 23.25 25.25 28.25 34.25	TALL FILLER W/TOE KICK ASSEMBLY INCLUDES TOP RETURN INCLUDES FULL DEPTH LEFT RETURN FILLERS DESIGNED FOR WALL SCRIBING
F1204 TALL CABINET FILLER		3 6 9 12 15 18 21 24	48 54 60 66 72 78 84	13.25 15.25 23.25 25.25 28.25 34.25	TALL FILLER W/TOE KICK ASSEMBLY INCLUDES TOP RETURN INCLUDES FULL DEPTH RIGHT RETURN FILLERS DESIGNED FOR WALL SCRIBING

Product Specifications
are subject to change without notice.



FILLERS & MISCELLANEOUS

		WIDTHS	HEIGHTS	DEPTHS	DESCRIPTION
F1005 WALL CABINET CORNER FILLER		3 X 3 6 X 6 9 X 9 12 X 12 15 X 15 18 X 18 21 X 21 24 X 24	12 15 16 19 24 25 31 32 36 42 48	13.25 15.25	WALL CORNER FILLER ASSEMBLY INCLUDES TOP AND BOTTOM RETURNS FILLERS DESIGNED FOR WALL SCRIBING
F1105 WALL CABINET CORNER FILLER		3 X 3 6 X 6 9 X 9 12 X 12 15 X 15 18 X 18 21 X 21 24 X 24	12 15 16 19 24 25 31 32 36 42 48	13.25 15.25	WALL CORNER FILLER ASSEMBLY INCLUDES FULL DEPTH LEFT RETURN SPECIFY IF RETURN IS TO BE FINISHED INCLUDES TOP AND BOTTOM RETURNS FILLERS DESIGNED FOR WALL SCRIBING
F1205 WALL CABINET CORNER FILLER		3 X 3 6 X 6 9 X 9 12 X 12 15 X 15 18 X 18 21 X 21 24 X 24	12 15 16 19 24 25 31 32 36 42 48	13.25 15.25	WALL CORNER FILLER ASSEMBLY INCLUDES FULL DEPTH RIGHT RETURN SPECIFY IF RETURN IS TO BE FINISHED INCLUDES TOP AND BOTTOM RETURNS FILLERS DESIGNED FOR WALL SCRIBING
F1006 BASE CABINET CORNER FILLER		3 X 3 6 X 6 9 X 9 12 X 12 15 X 15 18 X 18 21 X 21 24 X 24	25.75 29 32 34.5		BASE FILLER W/TOE KICK ASSEMBLY



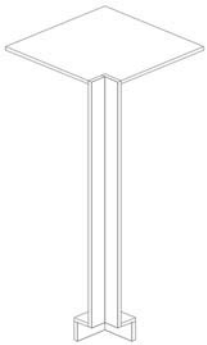
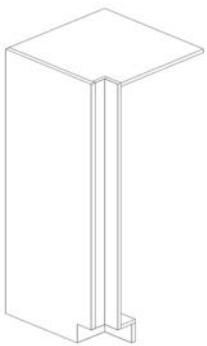
Product Specifications
are subject to change without notice.



Wood-Metal Industries

Institutional Cabinets and Casework ✦ 100 East Sherman Street Selinsgrove, PA ✦ 570.374.1176 ✦ Fax 570.374.5010

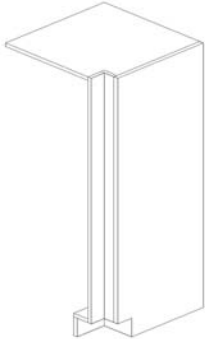
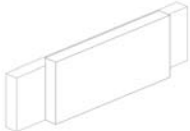


FILLERS & MISCELLANEOUS

		WIDTHS	HEIGHTS	DEPTHS	DESCRIPTION
F1106 BASE CABINET CORNER FILLER		3 X 3 6 X 6 9 X 9 12 X 12 15 X 15 18 X 18 21 X 21 24 X 24	25.75 29 32 34.5	13.25 15.25 23.25 28.25 34.25	BASE FILLER W/TOE KICK ASSEMBLY INCLUDES FULL DEPTH LEFT RETURN SPECIFY IF RETURN IS TO BE FINISHED FILLERS DESIGNED FOR WALL SCRIBING
F1206 BASE CABINET CORNER FILLER		3 X 3 6 X 6 9 X 9 12 X 12 15 X 15 18 X 18 21 X 21 24 X 24	25.75 29 32 34.5	13.25 15.25 23.25 28.25 34.25	BASE FILLER W/TOE KICK ASSEMBLY INCLUDES FULL DEPTH RIGHT RETURN SPECIFY IF RETURN IS TO BE FINISHED FILLERS DESIGNED FOR WALL SCRIBING
F1007 TALL CABINET CORNER FILLER		3 X 3 6 X 6 9 X 9 12 X 12 15 X 15 18 X 18 21 X 21 24 X 24	48 54 60 66 72 78 84	13.25 15.25 23.25 25.25 28.25 34.25	TALL FILLER W/TOE KICK ASSEMBLY INCLUDES TOP RETURN FILLERS DESIGNED FOR WALL SCRIBING
F1107 TALL CABINET CORNER FILLER		3 X 3 6 X 6 9 X 9 12 X 12 15 X 15 18 X 18 21 X 21 24 X 24	48 54 60 66 72 78 84	13.25 15.25 23.25 25.25 28.25 34.25	TALL FILLER W/TOE KICK ASSEMBLY INCLUDES TOP RETURN INCLUDES FULL DEPTH LEFT RETURN SPECIFY IF RETURN IS TO BE FINISHED FILLERS DESIGNED FOR WALL SCRIBING

Product Specifications
are subject to change without notice.



FILLERS & MISCELLANEOUS

		WIDTHS	HEIGHTS	DEPTHS	DESCRIPTION
F1207 TALL CABINET CORNER FILLER		3 X 3 6 X 6 9 X 9 12 X 12 15 X 15 18 X 18 21 X 21 24 X 24	48 54 60 66 72 78 84	13.25 15.25 23.25 25.25 28.25 34.25	TALL FILLER W/TOE KICK ASSEMBLY INCLUDES TOP RETURN INCLUDES FULL DEPTH RIGHT RETURN SPECIFY IF RETURN IS TO BE FINISHED FILLERS DESIGNED FOR WALL SCRIBING
F1008 BACK TO BACK CABINET SPACER BLOCK		SPECIFY CHASE WIDTH	4		BACKER PLATE 4"WIDER THAN FACE WIDTH DETERMINED BY CHASE WIDTH
F1009 FLUSH REMOVABLE BASE CABINET FILLER		12 15 18 21 24 27 30 33 36 39 42 45 48	25.75 29 32 34.5		FULL FINISHED REMOVABLE PANEL CLEATS AT BOTH REAR SIDES
F1010 BASE CABINET FILLER ACCESS PANEL		12 15 18 21 24 27 30 33 36 39 42 45 48	25.75 29 32 34.5		6"HIGH FIXED FINISHED PANEL ABOVE FULL FINISHED REMOVABLE PANEL FIXED RECESSED SUBBASE BELOW CLEATS AT BOTH REAR SIDES F1110 - SAME AS ABOVE W/L RETURN F1210 - SAME AS ABOVE W/R RETURN


Product Specifications
are subject to change without notice.



Wood-Metal Industries

Institutional Cabinets and Casework ✦ 100 East Sherman Street Selinsgrove, PA ✦ 570.374.1176 ✦ Fax 570.374.5010

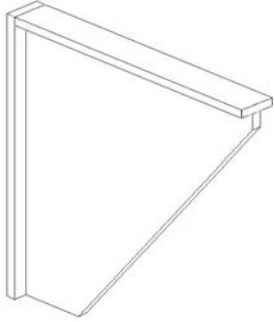
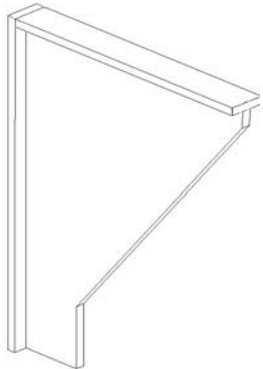


FILLERS & MISCELLANEOUS

		WIDTHS	HEIGHTS	DEPTHS	DESCRIPTION
F1011 BASE CABINET FILLER ACCESS PANEL		12	25.75	.75	BASE FILLER W/FLUSH TOE BOARD FULL FINISHED REMOVABLE PANEL FIXED FLUSH PANEL BELOW CLEATS AT BOTH REAR SIDES F1111 - SAME AS ABOVE W/L RETURN F1211 - SAME AS ABOVE W/R RETURN
		15			
		18			
		21			
		24			
		27			
		30			
		33			
		36			
		39			
		42			
		45			
		48			
		F1012 MISC PANEL			

Product Specifications are subject to change without notice.



FILLERS & MISCELLANEOUS

		WIDTHS	HEIGHTS	DEPTHS	DESCRIPTION
F2001 ANGLED COUNTERTOP SUPPORT BRACKET		3	26 28.5	23.25 28.25	DESIGNED TO FIT BETWEEN APRON RAILS BOTH UNITS SUITABLE FOR ADA C-TOP MUST MAINTAIN AT LEAST 30" BETWEEN BRACKETS FOR ADA COMPLIANCY GRAIN RUNS VERTICALLY
F2002 ANGLED COUNTERTOP SUPPORT BRACKET		3	32 34.5	23.25 28.25	DESIGNED TO FIT BETWEEN APRON RAILS 32" UNIT SUITABLE FOR ADA C-TOP MUST MAINTAIN AT LEAST 30" BETWEEN BRACKETS FOR ADA COMPLIANCY GRAIN RUNS VERTICALLY
F2003 COUNTERTOP SUPPORT PANEL		.75 1	25.75 29 32 34.5	13.25 15.25 28.25	SPECIFY FINISHED SIDES SPECIFY FINISHED EDGES DESIGNED TO FIT BETWEEN APRON RAILS MUST MAINTAIN AT LEAST 30" BETWEEN BRACKETS FOR ADA COMPLIANCY GRAIN RUNS VERTICALLY
F2004 COUNTERTOP SUPPORT PANEL		.75 1	25.75 29 32 34.5	13.25 15.25 28.25	SPECIFY FINISHED SIDES SPECIFY FINISHED EDGES INCLUDES TOE NOTCH DESIGNED TO FIT BETWEEN APRON RAILS MUST MAINTAIN AT LEAST 30" BETWEEN BRACKETS FOR ADA COMPLIANCY GRAIN RUNS VERTICALLY

Product Specifications
are subject to change without notice.



Wood-Metal Industries

Institutional Cabinets and Casework ✦ 100 East Sherman Street Selinsgrove, PA ✦ 570.374.1176 ✦ Fax 570.374.5010

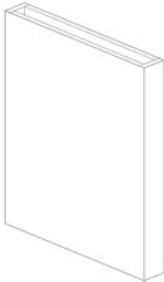
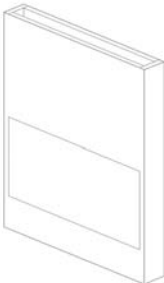
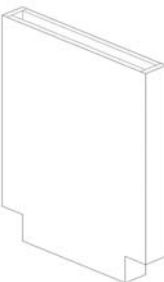
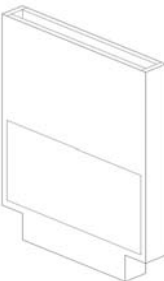
FILLERS & MISCELLANEOUS

		WIDTHS	HEIGHTS	DEPTHS	DESCRIPTION
F3001 PEDESTAL SUPPORT		3 6 9 12	25.75 29 32 34.5	13.25 15.25 23.25 28.25	FULL WIDTH FRONT FACE FULL DEPTH LEFT AND RIGHT RETURNS
F3002 PEDESTAL SUPPORT		3 6 9 12	25.75 29 32 34.5	13.25 15.25 23.25 28.25	FULL WIDTH FRONT FACE FULL DEPTH LEFT AND RIGHT RETURNS RETURNS ARE TO BE FINISHED 12" REMOVABLE FLUSH ACCESS PANEL
F3003 PEDESTAL SUPPORT		3 6 9 12	25.75 29 32 34.5	13.25 15.25 23.25 28.25	FULL WIDTH FRONT FACE FULL DEPTH LEFT AND RIGHT RETURNS RETURNS ARE TO BE FINISHED INCLUDES RECESSED SUBBASE
F3004 PEDESTAL SUPPORT		3 6 9 12	25.75 29 32 34.5	13.25 15.25 23.25 28.25	FULL WIDTH FRONT FACE FULL DEPTH LEFT AND RIGHT RETURNS RETURNS ARE TO BE FINISHED 12" REMOVABLE FLUSH ACCESS PANEL INCLUDES RECESSED SUBBASE

Product Specifications
are subject to change without notice.



FILLERS & MISCELLANEOUS

		WIDTHS	HEIGHTS	DEPTHS	DESCRIPTION
F3005 DOUBLE SIDED PEDESTAL SUPPORT		3 6 9 12	25.75 29 32 34.5	22.25 27.25	FULL WIDTH FRONT FACE FULL DEPTH LEFT AND RIGHT RETURNS UNIT FINISHED ALL SIDES
F3006 DOUBLE SIDED PEDESTAL SUPPORT		3 6 9 12	25.75 29 32 34.5	22.25 27.25	FULL WIDTH FRONT FACE FULL DEPTH LEFT AND RIGHT RETURNS 12" REMOVABLE FLUSH ACCESS PANEL UNIT FINISHED ALL SIDES
F3007 DOUBLE SIDED PEDESTAL SUPPORT		3 6 9 12	25.75 29 32 34.5	22.25 27.25	FULL WIDTH FRONT FACE FULL DEPTH LEFT AND RIGHT RETURNS INCLUDES TWO RECESSED SUBBASES UNIT FINISHED ALL SIDES
F3008 DOUBLE SIDED PEDESTAL SUPPORT		3 6 9 12	25.75 29 32 34.5	22.25 27.25	FULL WIDTH FRONT FACE FULL DEPTH LEFT AND RIGHT RETURNS 12" REMOVABLE FLUSH ACCESS PANEL INCLUDES TWO RECESSED SUBBASES UNIT FINISHED ALL SIDES

Product Specifications
are subject to change without notice.



Wood-Metal Industries

Institutional Cabinets and Casework ✦ 100 East Sherman Street Selinsgrove, PA ✦ 570.374.1176 ✦ Fax 570.374.5010

SECTION INDEX

Standard Cabinet Fillers

F1001	Wall Cabinet Filler	2
F1101	Wall Cabinet Filler w/Left Return	2
F1201	Wall Cabinet Filler w/Right Return	2
F1002	Base Cabinet Filler	2
F1102	Base Cabinet Filler w/Left Return	3
F1202	Base Cabinet Filler w/Right Return	3
F1003	Panel Filler	3
F1103	Panel Filler w/Left Return	3
F1203	Panel Filler w/Right Return	4
F1004	Tall Cabinet Filler	4
F1104	Tall Cabinet Filler w/Left Return	4
F1204	Tall Cabinet Filler w/Right Return	4
F1005	Corner Wall Filler	5
F1105	Corner Wall Filler w/Left Return	5
F1205	Corner Wall Filler w/Right Return	5
F1006	Corner Base Filler	5
F1106	Corner Base Filler w/Left Return	6
F1206	Corner Base Filler w/Right Return	6
F1007	Corner Tall Filler	6
F1107	Corner Tall Filler w/Left Return	6
F1207	Corner Tall Filler w/Right Return	7
F1008	Back to Back Cabinet Spacer Block	7
F1009	Flush Removable Base Cabinet Filler	7
F1010	Flush Removable Base Cabinet Filler	7
F1011	Flush Removable Base Cabinet Filler	8
F1012	Misc Panel	8

Countertop Supports

F2001	Angled Countertop Support	9
F2002	Angled Countertop Support w/Foot	9
F2003	Countertop Support Panel	9
F2004	Countertop Support Panel w/Toe Notch	9

Pedestal Supports

F3001	Pedestal Support	10
F3002	Pedestal Support w/Rem Flush Access Panel	10
F3003	Pedestal Support, Toe Kick	10
F3004	Pedestal Support, Toe Kick, w/Rem Flush Access Panel	10
F3005	Db1 Sided Pedestal Support	11
F3006	Db1 Sided Pedestal Support w/Rem Flush Access Panel	11
F3007	Db1 Sided Pedestal Support, Toe Kick	11
F3008	Db1 Sided Pedestal Support, Toe Kick, w/Rem Flush Access Panel	11

Product Specifications
are subject to change without notice.



This Page Is
Intentionally
Left Blank



Wood-Metal Industries

Institutional Cabinets and Casework ✦ 100 East Sherman Street Selinsgrove, PA ✦ 570.374.1176 ✦ Fax 570.374.5010

Product Specifications
are subject to change without notice.

13



This Page Is
Intentionally
Left Blank

Product Specifications
are subject to change without notice.

